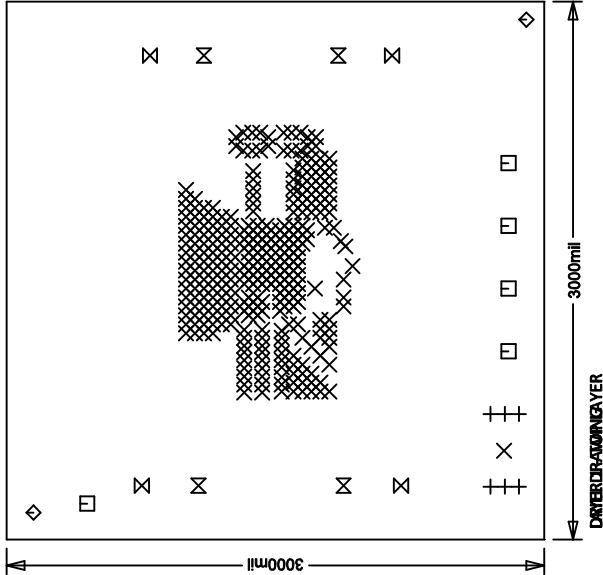
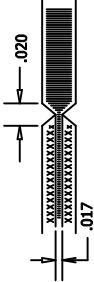


REVISION HISTORY			
ECO	REV	DESCRIPTION	APPR
—	1	PRODUCTION	WALKER B.
			09/01/11



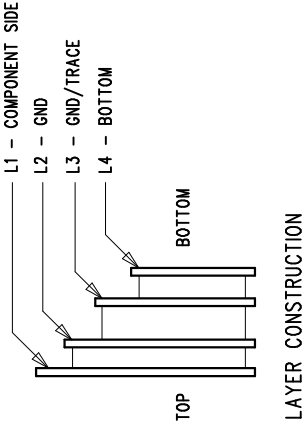
NOTES: UNLESS OTHERWISE SPECIFIED

1. FAB PER IPC-A-600
2. MATERIAL: EPOXY FIBERGLASS, NEMA GRADE FR-4
 - FINISHED THICKNESS TO BE 0.062" +/- .005"
 - TOTAL OF 4 LAYERS WITH 2 OZ. CU ON THE OUTER LAYERS AND 1 OZ. CU ON THE INNER LAYERS.
 - FLAMMABILITY RATING: 94 V-0 MINIMUM .
3. SIZE: CUT TO DIMENSIONS AND TOLERANCES SHOWN.
0.00" ARE PRIMARY DATUMS.
4. DRILLING: DRILL HOLES PER SCHEDULE. PLATE THROUGH HOLES WITH COPPER, 0.001" THICK MIN.
ALL HOLE SIZES ARE SPECIFIED AFTER PLATING.
HOLE LOCATION TOLERANCES ARE +/-0.003" IN RELATION TO CENTER
5. FINISH: -SMOBC USING LPI BOTH SIDES, COLOR GREEN.
 - GOLD IMMERSION BOTH SIDES.
 - FOR SILKSCREEN: BOTH SIDES USE WHITE NON-CONDUCTIVE INK.
6. DO NOT ALTER ARTWORK e.g. TO ADD LOGO OR DATE CODE.
PAD SIZE CAN BE MODIFIED TO MEET END FINISH.
7. PCBs ARE TO BE RoHS COMPLIANT.
8. SCORING FOR PANELIZED PCB:



9. (U1)DO NOT CHANGE ANY SIZE ON THIS COMPONENT.

SIZE	QTY	SYM	PLATED	TOL
31	6	+	YES	+/-3Mils
10	327	×	YES	+/-3Mils
94	5	□	YES	+/-3Mils
70	2	◇	NO	+/-3Mil
65	4	⊗	YES	+/-3Mil
205	4	⊗	YES	+/-3Mil



UNLESS OTHERWISE SPECIFIED
DIMENSIONS ARE IN INCHES
TOLERANCES ON ANGLE 1° ±
0.004" = 0.005"
0.005" = 0.006"
INTERPRET DIM AND TOL
PER ASME Y14.5M-1994

APPROVALS

PCB DES.	RB
APP ENG	Walker B.
SCALE = NONE	

1830 MCCARTHY BLVD
MILPITAS, CA 95095
TEL: 408.591.4000
WWW.LINEAR.COM
LTC CONFIDENTIAL
FOR CUSTOMER USE ONLY

TITLE: FABRICATION DRAWING
36V, 5A, 2-QUADRANT CVCC STEP-DOWN
μMODULE REGULATOR

SIZE	IC NO. LTM8052EV	REV
N/A	DEMO CIRCUIT 1866A	1

FILENAME: 1866A-Rev1.PCB

SHT 1 OF 1