

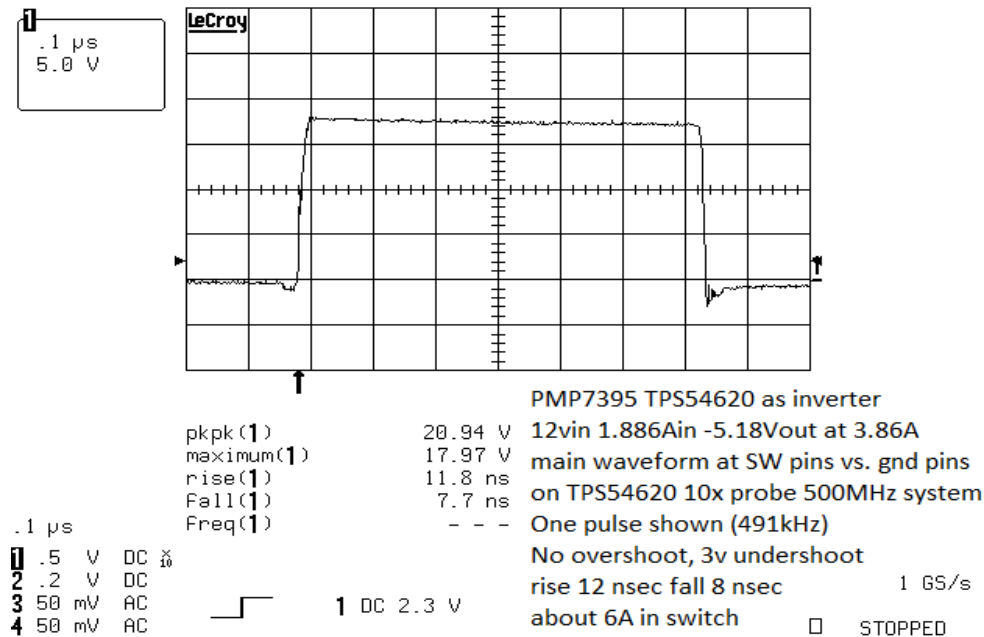
Table of contents:

Regulation, efficiency and losses	Page 2
Main waveform	Page 3
Thermal images	See separate report
Output dynamics / ripple	Pages 4-7
Waveforms across dynamic load to show load step / dump and speed	Page 8
Bode plot	Page 9
Start up / short recovery	Page 10

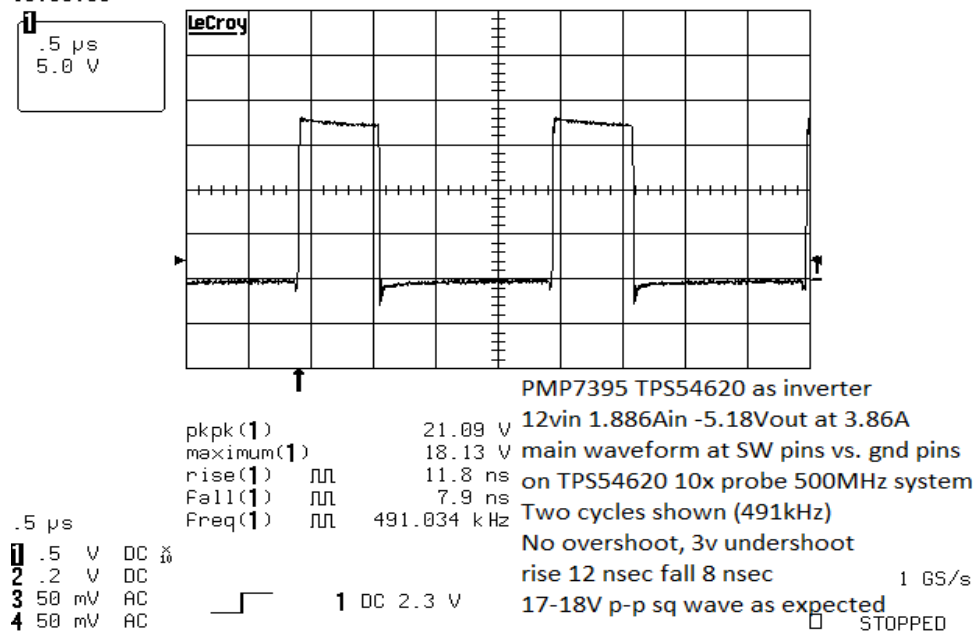
Input, output data and efficiency: (room ambient temperature)**R13 = 49.9 ohms (for Bode testing)**

Vin Volts	Iin A	Vout Volts	Iout A	% Efficiency	Losses in W
12.04	1.850	-5.186	-3.811	88.7	2.510
12.04	1.690	-5.187	-3.499	89.2	2.198
12.00	1.441	-5.188	-3.000	90.0	1.728
12.02	1.194	-5.188	-2.508	90.7	1.340
12.04	0.948	-5.1885	-2.006	91.2	1.006
12.02	0.7115	-5.189	-1.5055	91.3	0.740
12.04	0.477	-5.189	-1.005	90.8	0.528
12.04	0.247	-5.189	-0.504	87.9	0.359
12.05	0.132	-5.190	-0.2515	82.1	0.285
12.05	0.0755	-5.190	-0.1235	70.5	0.269
12.06	0.022	-5.190	0	0.0	0.265
4.997	2.976	-5.187	-2.505	87.4	1.878
5.008	2.326	-5.1875	-2.004	89.2	1.253
5.006	1.7155	-5.188	-1.5045	90.9	0.782
5.004	1.132	-5.188	-1.004	92.0	0.456
4.997	0.573	-5.188	-0.504	91.3	0.249
4.997	0.297	-5.189	-0.251	87.8	0.182
5.008	0.157	-5.189	-0.123	81.2	0.148
5.018	0.027	-5.189	0	0.0	0.135

Main waveform: First one pulse shown:

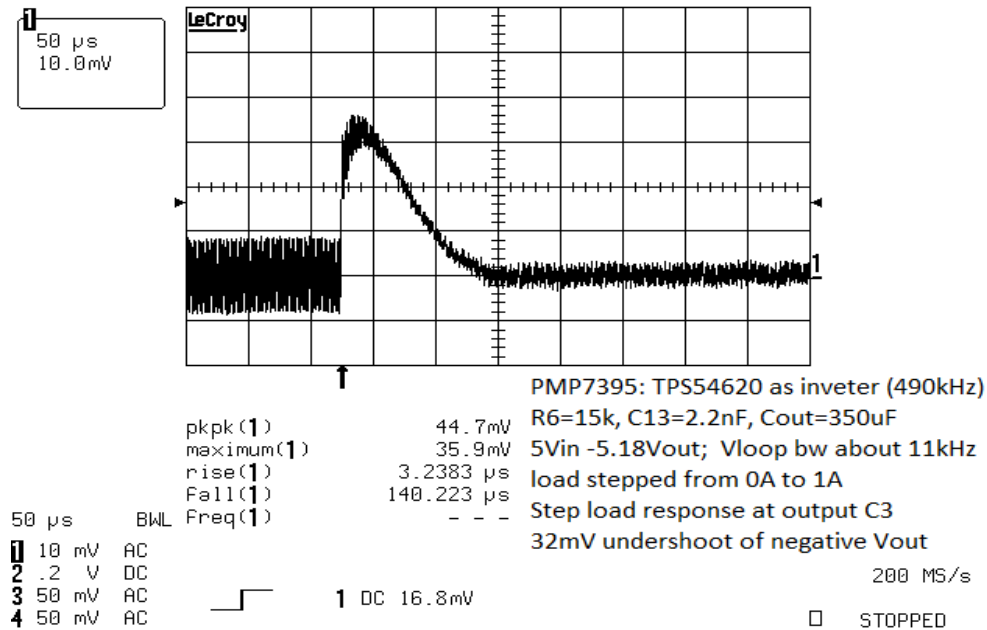
22-Mar-12
16:02:16

And now 2 cycles:

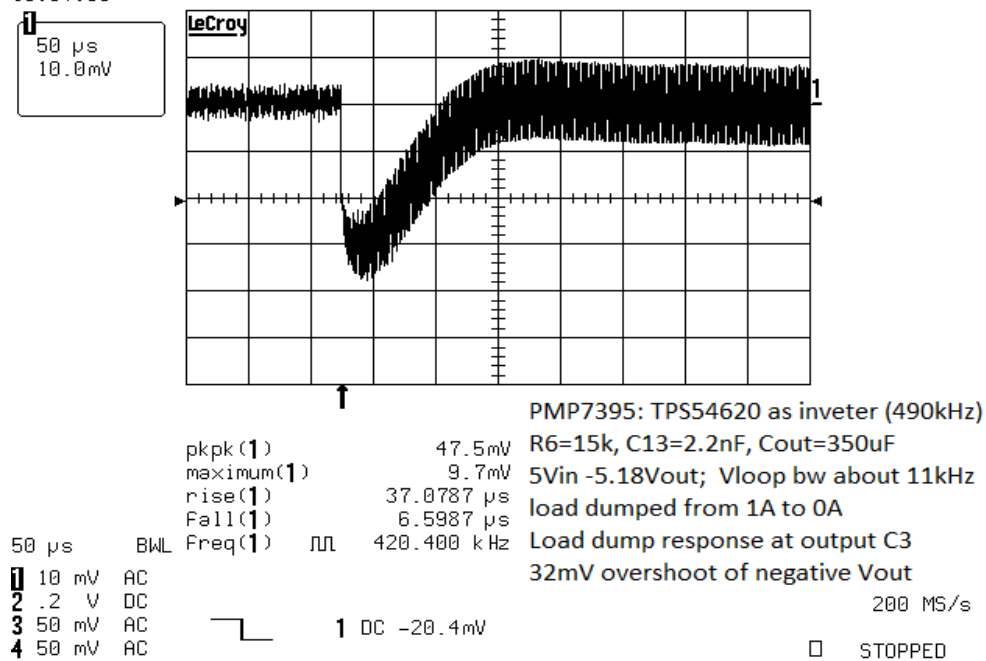
22-Mar-12
16:03:35

Qq

Output dynamics / ripple: 5Vin from 0A to 1A and back to 0A

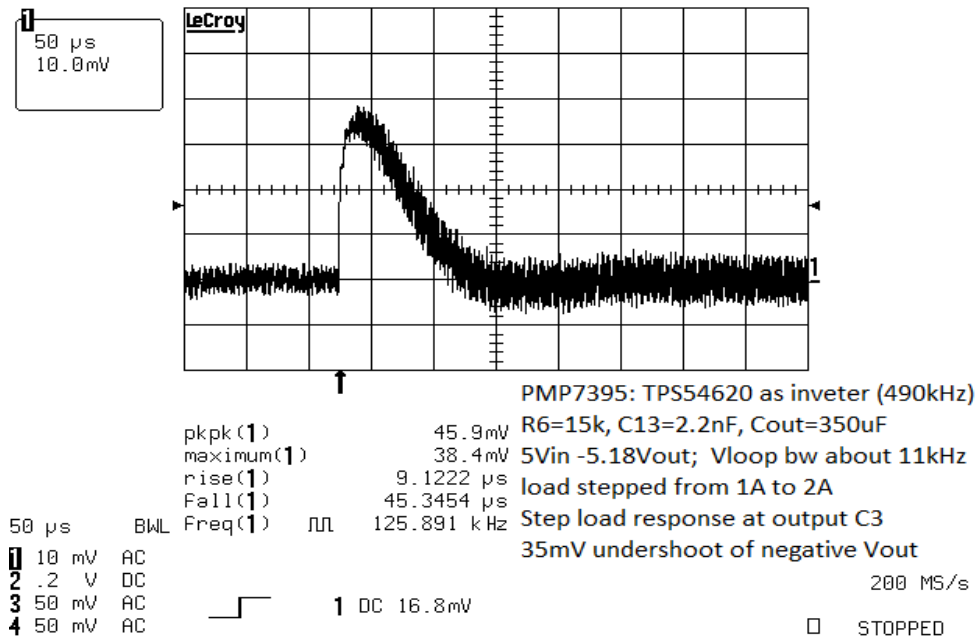
3-Apr-12
15:16:40

Load dump response:

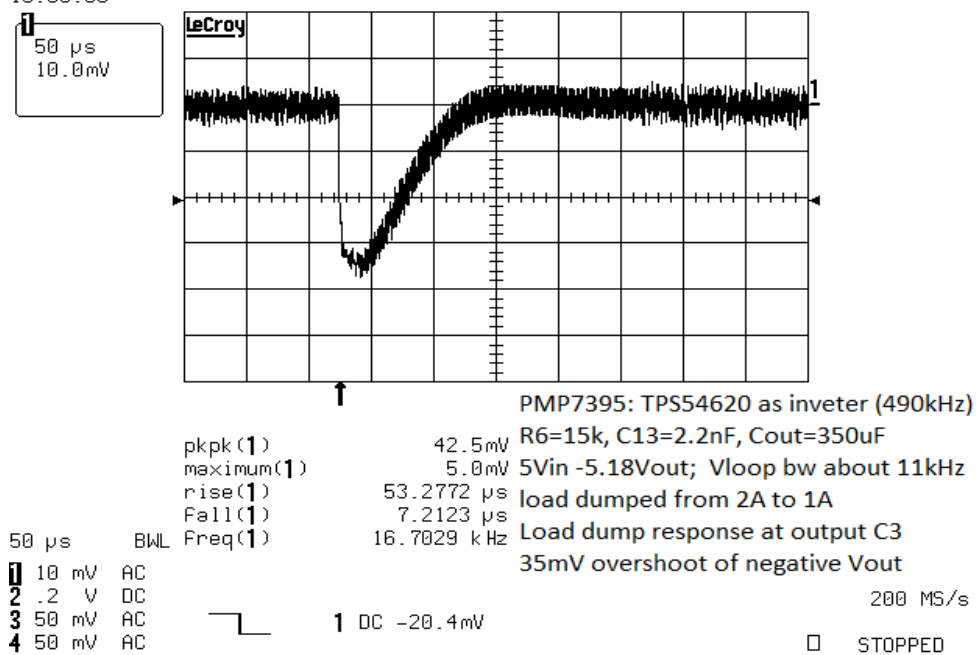
3-Apr-12
15:07:33

Qq

Output dynamics / ripple: 5Vin from 1A to 2A and back to 1A

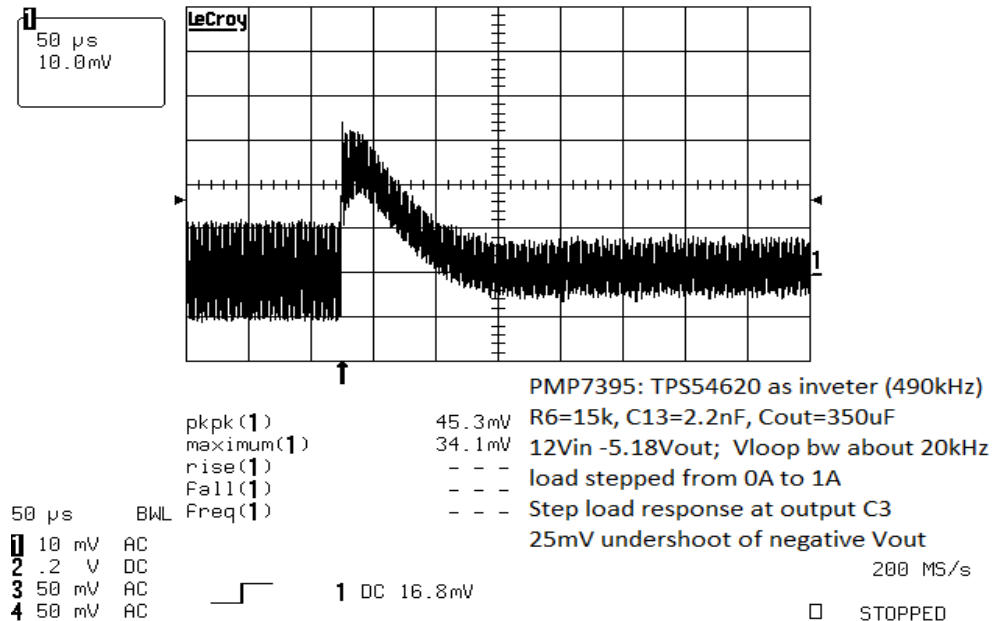
3-Apr-12
15:15:57

Load dump response:

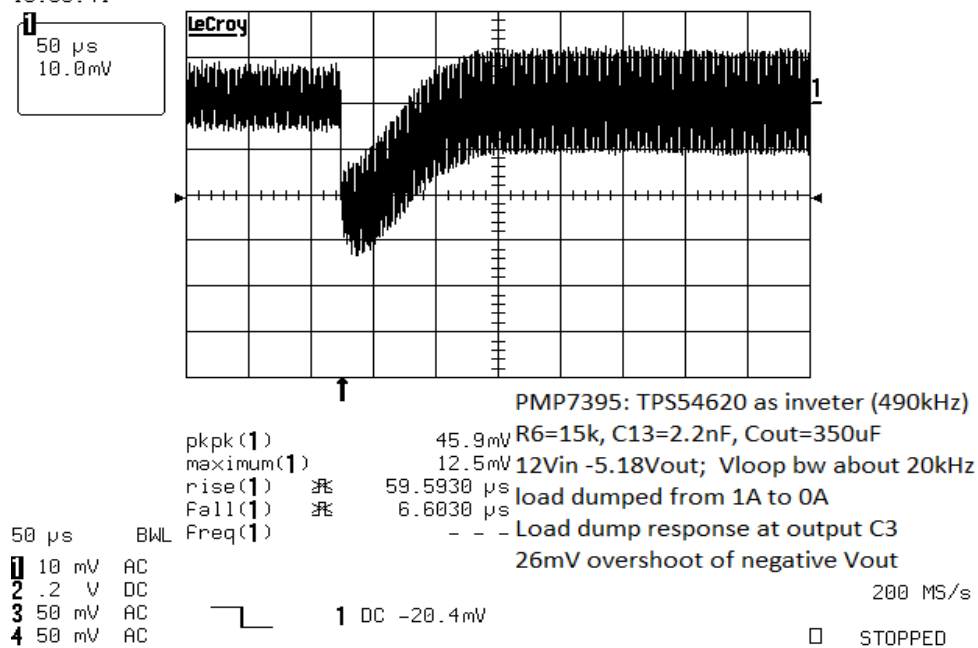
3-Apr-12
15:06:30

Qq

Output dynamics / ripple: 12Vin from 0A to 1A and back to 0A

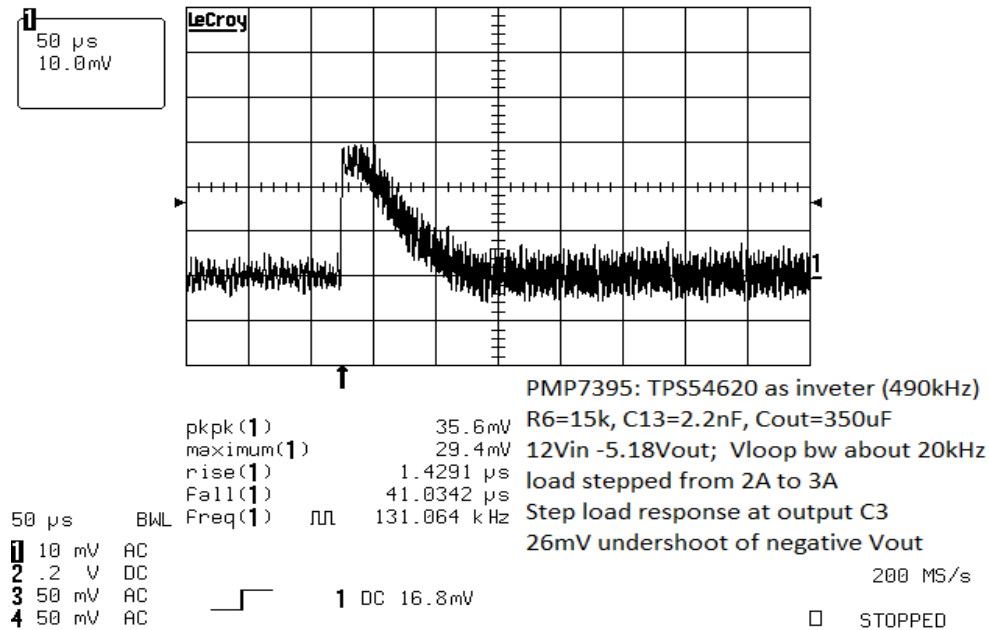
3-Apr-12
15:12:20

Load dump response:

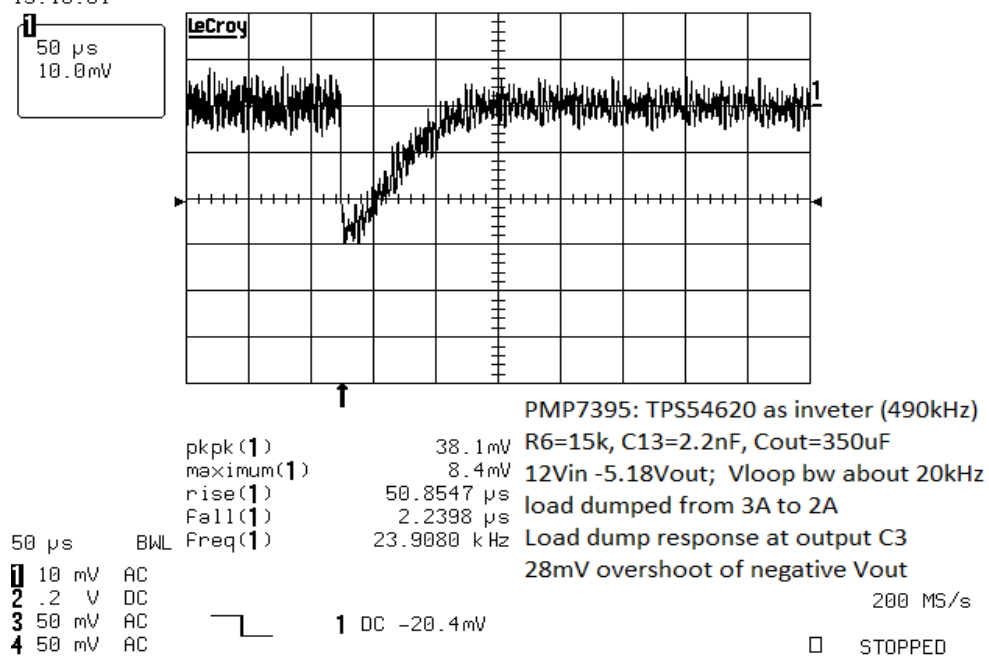
3-Apr-12
15:08:41

Qq

Output dynamics / ripple: 12Vin from 2A to 3A and back to 2A

3-Apr-12
15:14:33

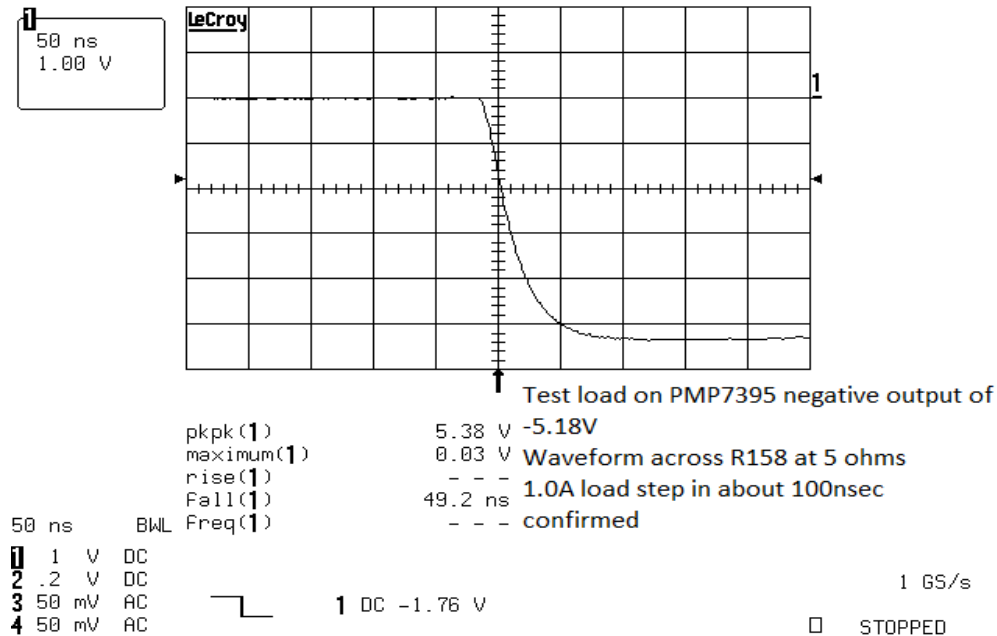
Load dump response:

3-Apr-12
15:10:01

Qq

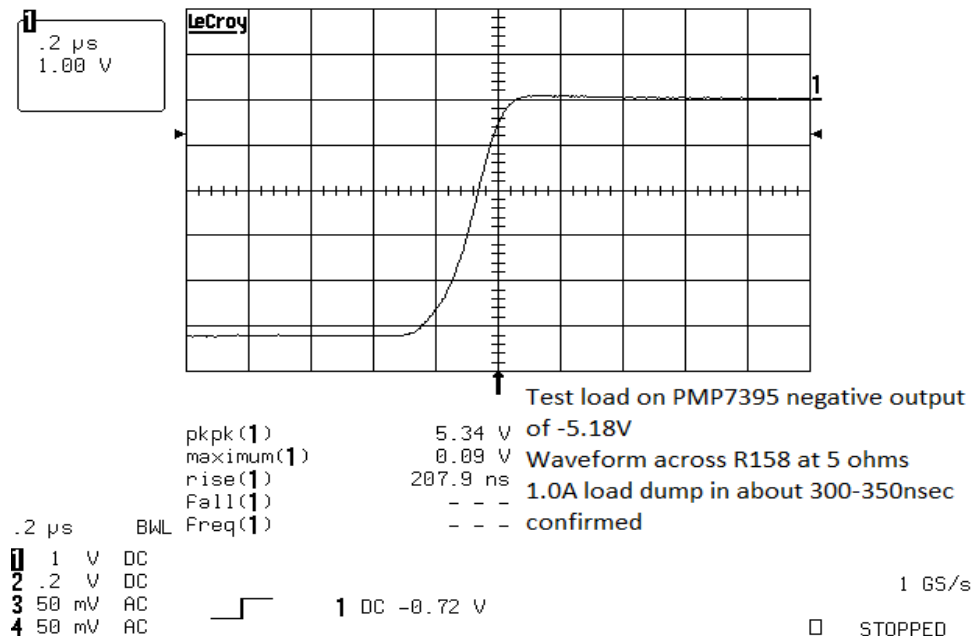
Waveforms across dynamic load:

Load step:

3-Apr-12
15:20:08

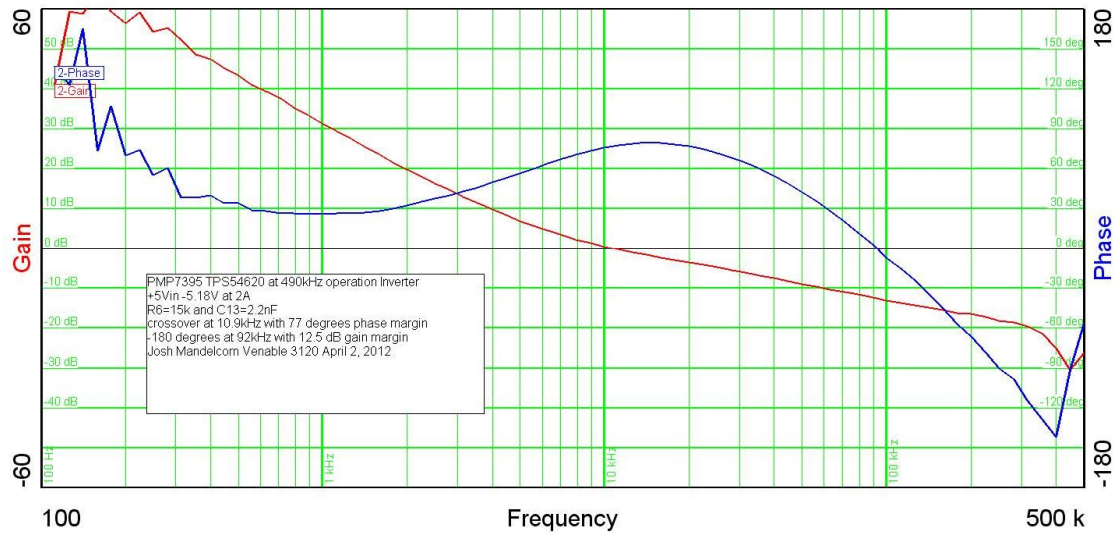
Qq

And Load dump:

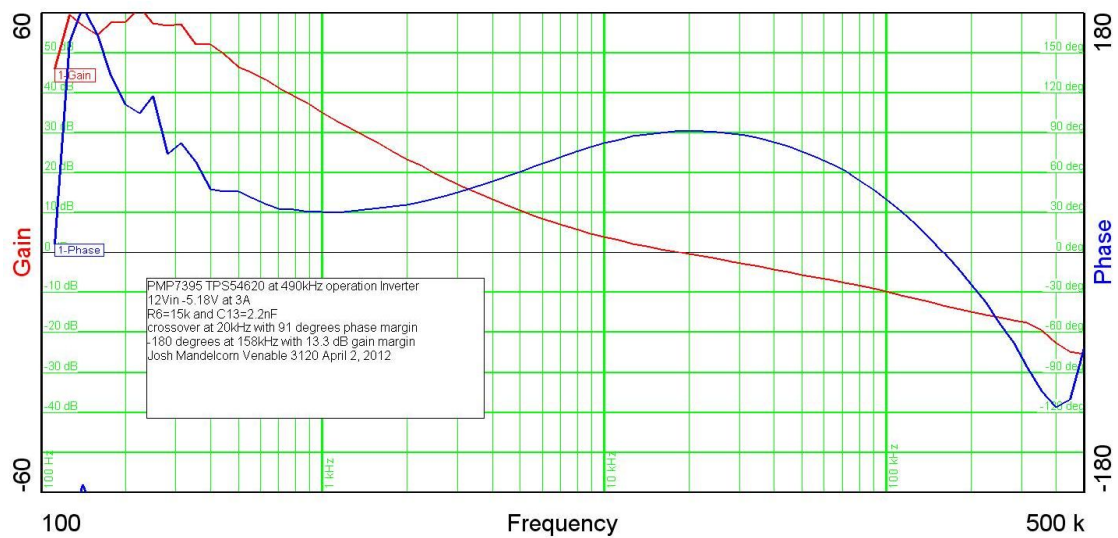
3-Apr-12
15:19:24

Bode plots of main voltage control loop:

First for 5vin:



And now for 12Vin:

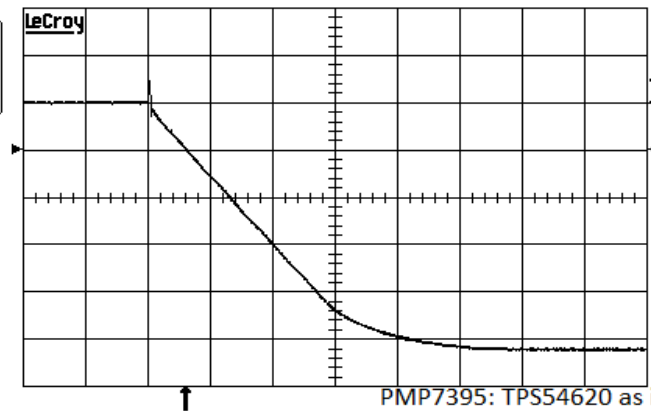


Qq

Start up:

3-Apr-12
16:56:18

10 ms
1.00 V



pkpk(1) 5.72 V
maximum(1) 0.47 V
rise(1) - - -
fall(1) 30.5790 ms
Freq(1) - - -

10 ms BWL

1 1 V DC
2 .2 V DC
3 50 mV AC
4 50 mV AC



1 DC -0.96 V

PMP7395: TPS54620 as inverter

12Vin applied abruptly 3A off -Vout
Vout shown

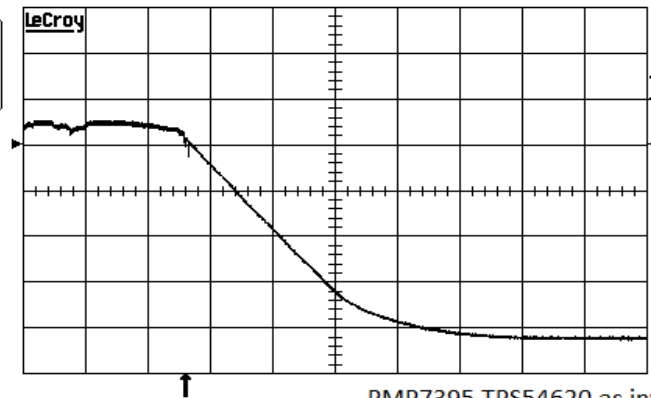
Positive going spike on Vout at 12V
application clamped by D1 to >1/2V
Then smooth fall to -5.18V in about
40msec. Similar behavior seen at 5Vin
and without load

1 MS/s
SLOW TRIGGER
NORMAL

Short circuit recovery:

3-Apr-12
18:21:19

10 ms
1.00 V



pkpk(1) 4.81 V
maximum(1) -0.47 V
rise(1) - - -
fall(1) 29.4527 ms
Freq(1) - - -

10 ms BWL

1 1 V DC
2 .2 V DC
3 50 mV AC
4 50 mV AC



1 DC -0.96 V

PMP7395 TPS54620 as inverter

Vout recovery after short removed.

When short applied TPS54620 draws
about 6W and heats towards thermal
shutdown. Here, short removed before
that and output recovered smoothly to -
5.18V; similar seen at 5vin

1 MS/s
SLOW TRIGGER
NORMAL

Qq

IMPORTANT NOTICE

Texas Instruments Incorporated and its subsidiaries (TI) reserve the right to make corrections, modifications, enhancements, improvements, and other changes to its products and services at any time and to discontinue any product or service without notice. Customers should obtain the latest relevant information before placing orders and should verify that such information is current and complete. All products are sold subject to TI's terms and conditions of sale supplied at the time of order acknowledgment.

TI warrants performance of its hardware products to the specifications applicable at the time of sale in accordance with TI's standard warranty. Testing and other quality control techniques are used to the extent TI deems necessary to support this warranty. Except where mandated by government requirements, testing of all parameters of each product is not necessarily performed.

TI assumes no liability for applications assistance or customer product design. Customers are responsible for their products and applications using TI components. To minimize the risks associated with customer products and applications, customers should provide adequate design and operating safeguards.

TI does not warrant or represent that any license, either express or implied, is granted under any TI patent right, copyright, mask work right, or other TI intellectual property right relating to any combination, machine, or process in which TI products or services are used. Information published by TI regarding third-party products or services does not constitute a license from TI to use such products or services or a warranty or endorsement thereof. Use of such information may require a license from a third party under the patents or other intellectual property of the third party, or a license from TI under the patents or other intellectual property of TI.

Reproduction of TI information in TI data books or data sheets is permissible only if reproduction is without alteration and is accompanied by all associated warranties, conditions, limitations, and notices. Reproduction of this information with alteration is an unfair and deceptive business practice. TI is not responsible or liable for such altered documentation. Information of third parties may be subject to additional restrictions.

Resale of TI products or services with statements different from or beyond the parameters stated by TI for that product or service voids all express and any implied warranties for the associated TI product or service and is an unfair and deceptive business practice. TI is not responsible or liable for any such statements.

TI products are not authorized for use in safety-critical applications (such as life support) where a failure of the TI product would reasonably be expected to cause severe personal injury or death, unless officers of the parties have executed an agreement specifically governing such use. Buyers represent that they have all necessary expertise in the safety and regulatory ramifications of their applications, and acknowledge and agree that they are solely responsible for all legal, regulatory and safety-related requirements concerning their products and any use of TI products in such safety-critical applications, notwithstanding any applications-related information or support that may be provided by TI. Further, Buyers must fully indemnify TI and its representatives against any damages arising out of the use of TI products in such safety-critical applications.

TI products are neither designed nor intended for use in military/aerospace applications or environments unless the TI products are specifically designated by TI as military-grade or "enhanced plastic." Only products designated by TI as military-grade meet military specifications. Buyers acknowledge and agree that any such use of TI products which TI has not designated as military-grade is solely at the Buyer's risk, and that they are solely responsible for compliance with all legal and regulatory requirements in connection with such use.

TI products are neither designed nor intended for use in automotive applications or environments unless the specific TI products are designated by TI as compliant with ISO/TS 16949 requirements. Buyers acknowledge and agree that, if they use any non-designated products in automotive applications, TI will not be responsible for any failure to meet such requirements.

Following are URLs where you can obtain information on other Texas Instruments products and application solutions:

Products

Audio	www.ti.com/audio
Amplifiers	amplifier.ti.com
Data Converters	dataconverter.ti.com
DLP® Products	www.dlp.com
DSP	dsp.ti.com
Clocks and Timers	www.ti.com/clocks
Interface	interface.ti.com
Logic	logic.ti.com
Power Mgmt	power.ti.com
Microcontrollers	microcontroller.ti.com
RFID	www.ti-rfid.com
OMAP Mobile Processors	www.ti.com/omap
Wireless Connectivity	www.ti.com/wirelessconnectivity

Applications

Automotive and Transportation	www.ti.com/automotive
Communications and Telecom	www.ti.com/communications
Computers and Peripherals	www.ti.com/computers
Consumer Electronics	www.ti.com/consumer-apps
Energy and Lighting	www.ti.com/energy
Industrial	www.ti.com/industrial
Medical	www.ti.com/medical
Security	www.ti.com/security
Space, Avionics and Defense	www.ti.com/space-avionics-defense
Video and Imaging	www.ti.com/video

TI E2E Community Home Page

e2e.ti.com

Mailing Address: Texas Instruments, Post Office Box 655303, Dallas, Texas 75265
Copyright © 2012, Texas Instruments Incorporated