

## 1 Introduction

TPS23754EVM-420 is an IEEE802.3at, Type 2 compliant powered device. Output power is 5V at 5A from either an adapter input (21.6 – 57VDC) or power over ethernet. Steps were taken to improve the efficiency of the catalog EVM. In general, the efficiency gain was on the order of 3-4% with the EVM design changes listed below.

Component	Function	New Value
R17	Dead time resistor	22.1kohm
R12	Primary clamp snubber resistor	39.2kohm, 0.25W, 1206 package
D15	Primary clamp snubber diode	MURS120
R21	Slope compensation resistor	332ohm
D100 (new)	Primary FET gate drive speed up diode	1N4148
R100 (new)	Voltage feed forward resistor	121kohm
R24	Compensation	1.5kohm
C31	Compensation	6.8nF
T2	Flyback transformer	JA4456-DL
Q1	Synchronous rectifier FET	SiR422DP

## 2 Improvement summary

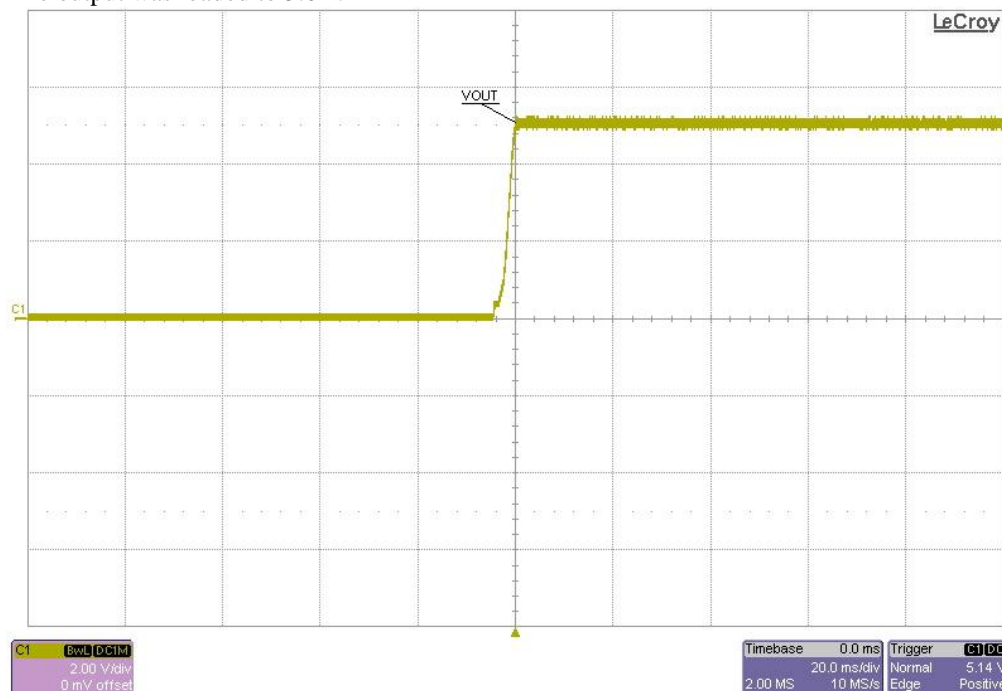
- New Flyback Transformer Design
  - Better selection of magnetizing inductance for CCM operation
  - New winding strategy to reduce copper losses
  - Uses same core and bobbin size and footprint
- RCD clamp improvements
- Diode used for faster primary FET turn off
- New dead time resistor value for optimum efficiency at full load and acceptable efficiency at no load.
- Use of feed forward resistor for better control of peak current and voltage at higher input voltage.
- Other updates: Compensation, improved slope comp, 40-V Sync FET for low drain-source stress.
- Other Benefits
  - Lower primary MOSFET Peak drain-source voltage during overloads
  - Much better current limit control

### 3 Start up

The scope plot below shows the 5V output voltage startup waveform after the application of 48Vdc at J2 (PoE). The output was loaded to 0A.

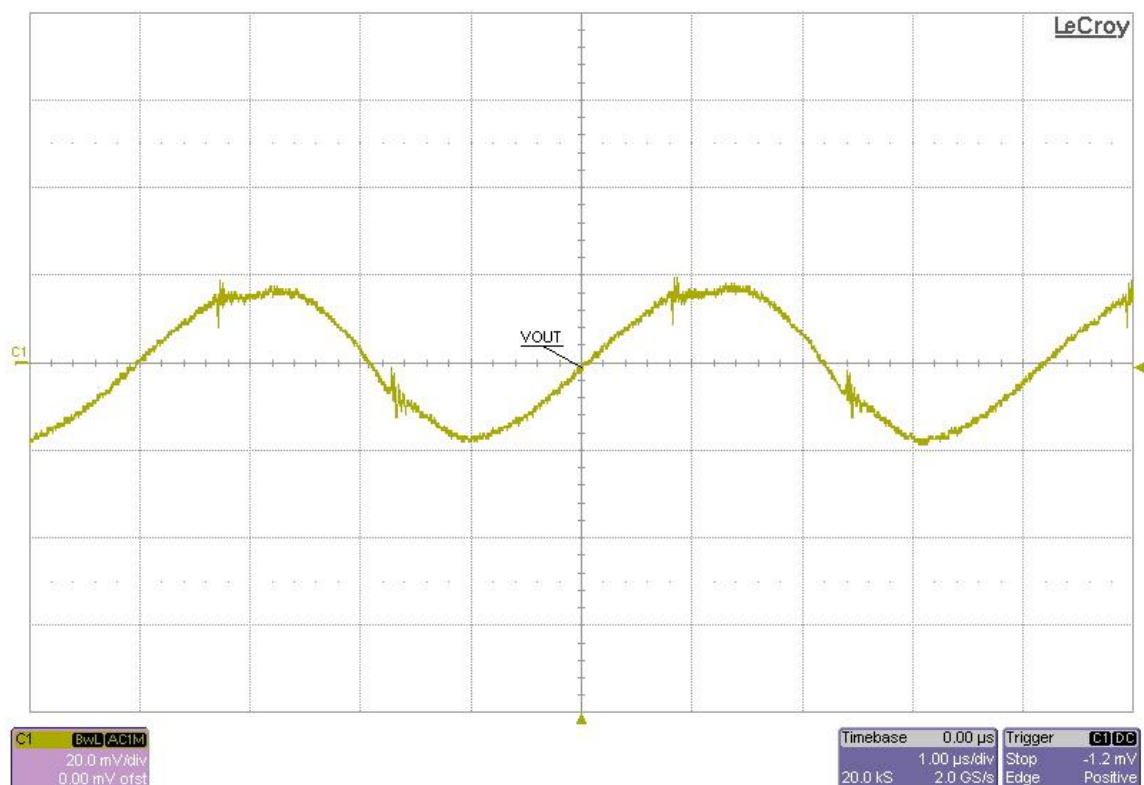


The scope plot below shows the 5V output voltage startup waveform after the application of 48Vdc at J2 (PoE). The output was loaded to 5.0A.



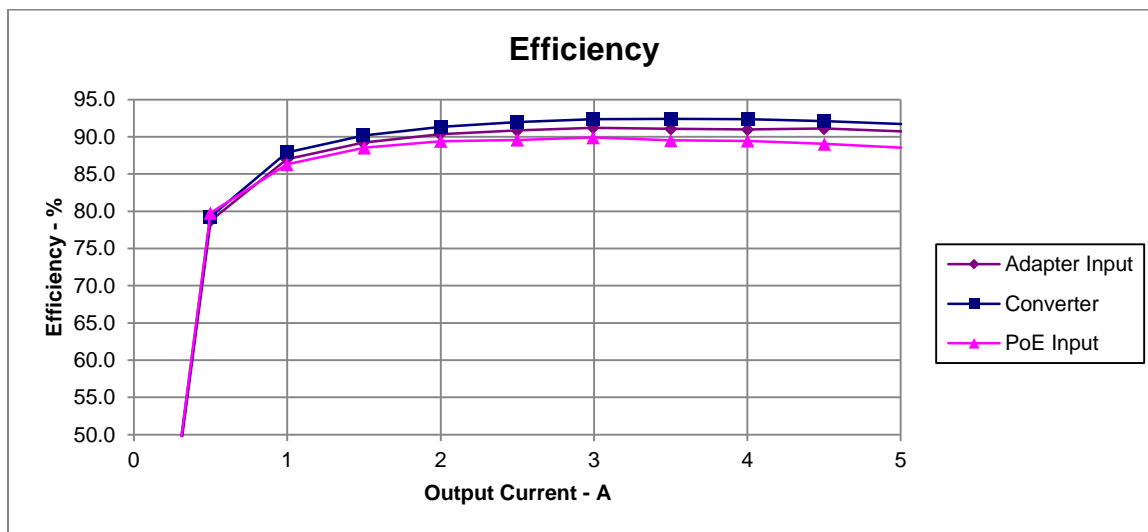
## 4 Output Ripple Voltage

The 5V output ripple voltage is shown in the scope plot below (J11 connector). The scope plot was taken with the output loaded to 5.0A.  $V_{in} = 48V_{dc}$  at J2.



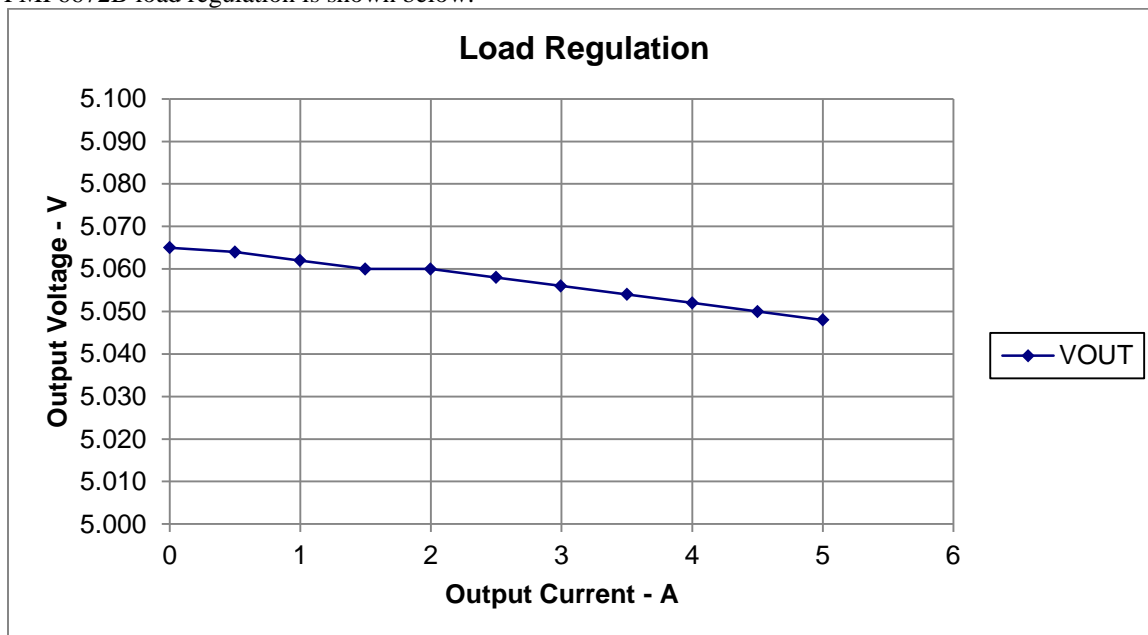
## 5 Efficiency

PMP6672B efficiency is shown below. POE Input shows PoE+ end-end efficiency with 48Vin (power input at J2). Converter is the DC-DC converter only efficiency. Adapter is adapter input efficiency at 48Vin (power input at J3 connector)



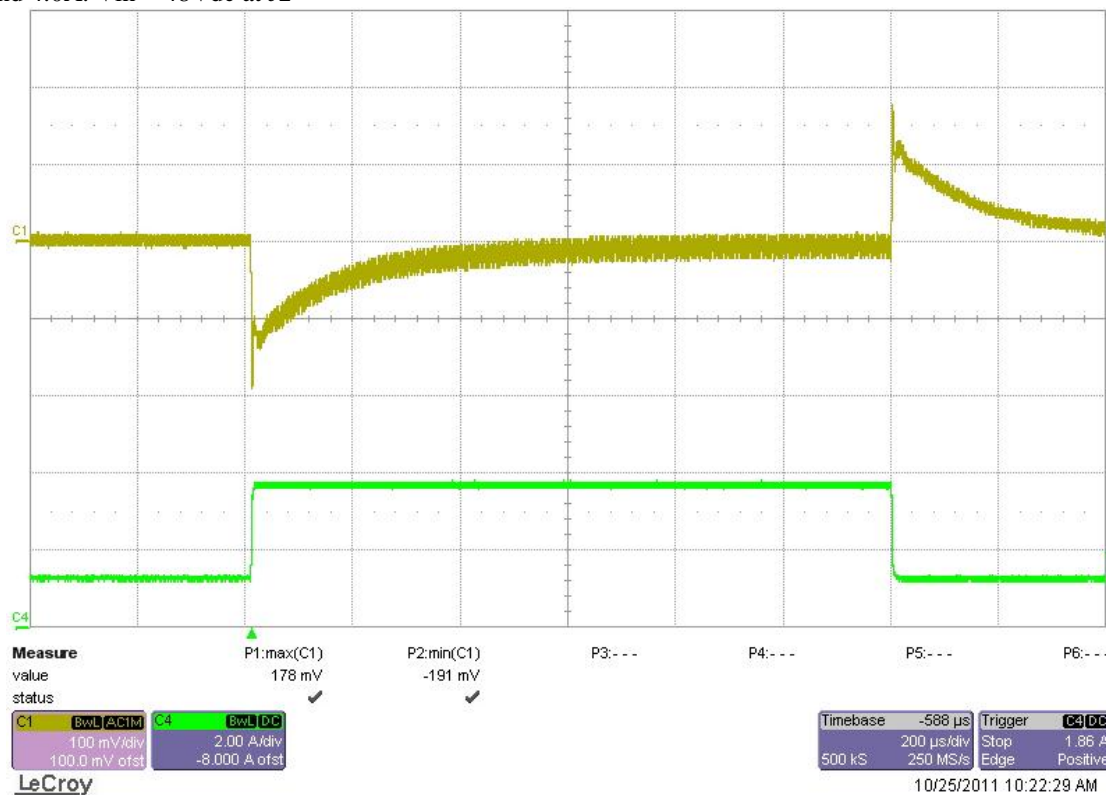
## 6 Load Regulation

PMP6672B load regulation is shown below.



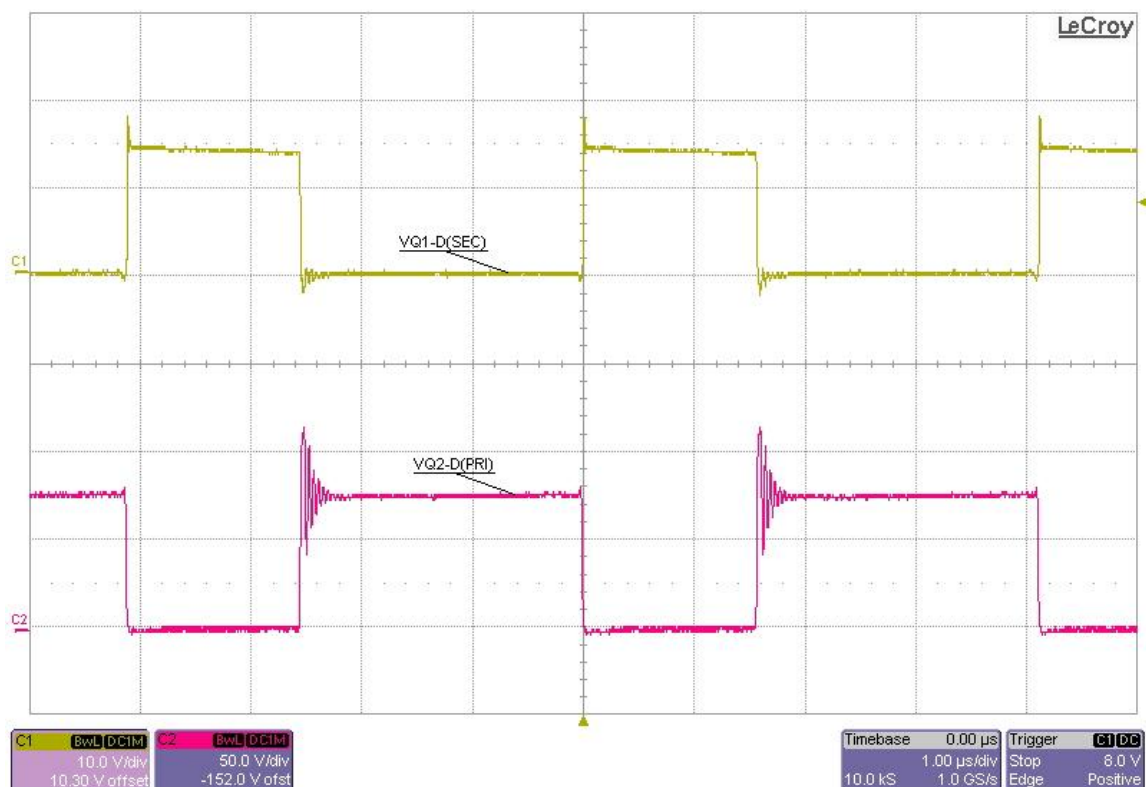
## 7 Load Transients

The scope plot below shows the 5V output voltage (at J11) when the load current is pulsed between 1.0A and 4.0A.  $V_{in} = 48V_{dc}$  at J2



## 8 Switch Node Waveforms

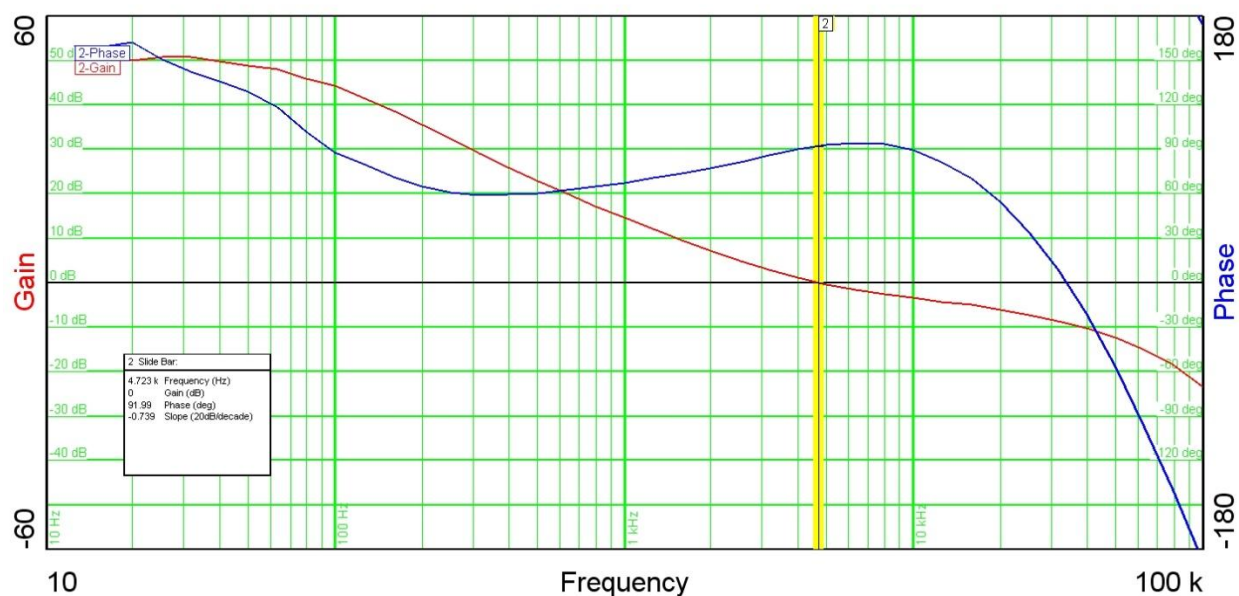
The scope plots below shows the waveforms on the drain of the secondary side FET (CH1) and primary side FET (CH2). The output is loaded at 5.0A.  $V_{in} = 48V_{dc}$  at J2



## 9 Control Loop Gain / Stability

The table below shows the loop gain and phase margin. The output was loaded to 5.0A.

Input voltage	48VDC	
Gain/Phase	Crossover	Phase Margin
PMP6672B (5V)	4.723kHz	92°



## IMPORTANT NOTICE

Texas Instruments Incorporated and its subsidiaries (TI) reserve the right to make corrections, enhancements, improvements and other changes to its semiconductor products and services per JESD46, latest issue, and to discontinue any product or service per JESD48, latest issue. Buyers should obtain the latest relevant information before placing orders and should verify that such information is current and complete. All semiconductor products (also referred to herein as "components") are sold subject to TI's terms and conditions of sale supplied at the time of order acknowledgment.

TI warrants performance of its components to the specifications applicable at the time of sale, in accordance with the warranty in TI's terms and conditions of sale of semiconductor products. Testing and other quality control techniques are used to the extent TI deems necessary to support this warranty. Except where mandated by applicable law, testing of all parameters of each component is not necessarily performed.

TI assumes no liability for applications assistance or the design of Buyers' products. Buyers are responsible for their products and applications using TI components. To minimize the risks associated with Buyers' products and applications, Buyers should provide adequate design and operating safeguards.

TI does not warrant or represent that any license, either express or implied, is granted under any patent right, copyright, mask work right, or other intellectual property right relating to any combination, machine, or process in which TI components or services are used. Information published by TI regarding third-party products or services does not constitute a license to use such products or services or a warranty or endorsement thereof. Use of such information may require a license from a third party under the patents or other intellectual property of the third party, or a license from TI under the patents or other intellectual property of TI.

Reproduction of significant portions of TI information in TI data books or data sheets is permissible only if reproduction is without alteration and is accompanied by all associated warranties, conditions, limitations, and notices. TI is not responsible or liable for such altered documentation. Information of third parties may be subject to additional restrictions.

Resale of TI components or services with statements different from or beyond the parameters stated by TI for that component or service voids all express and any implied warranties for the associated TI component or service and is an unfair and deceptive business practice. TI is not responsible or liable for any such statements.

Buyer acknowledges and agrees that it is solely responsible for compliance with all legal, regulatory and safety-related requirements concerning its products, and any use of TI components in its applications, notwithstanding any applications-related information or support that may be provided by TI. Buyer represents and agrees that it has all the necessary expertise to create and implement safeguards which anticipate dangerous consequences of failures, monitor failures and their consequences, lessen the likelihood of failures that might cause harm and take appropriate remedial actions. Buyer will fully indemnify TI and its representatives against any damages arising out of the use of any TI components in safety-critical applications.

In some cases, TI components may be promoted specifically to facilitate safety-related applications. With such components, TI's goal is to help enable customers to design and create their own end-product solutions that meet applicable functional safety standards and requirements. Nonetheless, such components are subject to these terms.

No TI components are authorized for use in FDA Class III (or similar life-critical medical equipment) unless authorized officers of the parties have executed a special agreement specifically governing such use.

Only those TI components which TI has specifically designated as military grade or "enhanced plastic" are designed and intended for use in military/aerospace applications or environments. Buyer acknowledges and agrees that any military or aerospace use of TI components which have **not** been so designated is solely at the Buyer's risk, and that Buyer is solely responsible for compliance with all legal and regulatory requirements in connection with such use.

TI has specifically designated certain components as meeting ISO/TS16949 requirements, mainly for automotive use. In any case of use of non-designated products, TI will not be responsible for any failure to meet ISO/TS16949.

### Products

Audio	<a href="http://www.ti.com/audio">www.ti.com/audio</a>
Amplifiers	<a href="http://amplifier.ti.com">amplifier.ti.com</a>
Data Converters	<a href="http://dataconverter.ti.com">dataconverter.ti.com</a>
DLP® Products	<a href="http://www.dlp.com">www.dlp.com</a>
DSP	<a href="http://dsp.ti.com">dsp.ti.com</a>
Clocks and Timers	<a href="http://www.ti.com/clocks">www.ti.com/clocks</a>
Interface	<a href="http://interface.ti.com">interface.ti.com</a>
Logic	<a href="http://logic.ti.com">logic.ti.com</a>
Power Mgmt	<a href="http://power.ti.com">power.ti.com</a>
Microcontrollers	<a href="http://microcontroller.ti.com">microcontroller.ti.com</a>
RFID	<a href="http://www.ti-rfid.com">www.ti-rfid.com</a>
OMAP Applications Processors	<a href="http://www.ti.com/omap">www.ti.com/omap</a>
Wireless Connectivity	<a href="http://www.ti.com/wirelessconnectivity">www.ti.com/wirelessconnectivity</a>

### Applications

Automotive and Transportation	<a href="http://www.ti.com/automotive">www.ti.com/automotive</a>
Communications and Telecom	<a href="http://www.ti.com/communications">www.ti.com/communications</a>
Computers and Peripherals	<a href="http://www.ti.com/computers">www.ti.com/computers</a>
Consumer Electronics	<a href="http://www.ti.com/consumer-apps">www.ti.com/consumer-apps</a>
Energy and Lighting	<a href="http://www.ti.com/energy">www.ti.com/energy</a>
Industrial	<a href="http://www.ti.com/industrial">www.ti.com/industrial</a>
Medical	<a href="http://www.ti.com/medical">www.ti.com/medical</a>
Security	<a href="http://www.ti.com/security">www.ti.com/security</a>
Space, Avionics and Defense	<a href="http://www.ti.com/space-avionics-defense">www.ti.com/space-avionics-defense</a>
Video and Imaging	<a href="http://www.ti.com/video">www.ti.com/video</a>

### TI E2E Community

[e2e.ti.com](http://e2e.ti.com)