



LM5023 Quasi-Resonant Isolated Flyback Converter

TI reference design number: PMP7883

**Input: 85VAC to 265VAC
Output: 5VDC or 12VDC @ 2A**

AC – DC Test Results

Table of Contents


1	Test SPECIFICATIONS	3
2	Photos	3
3	Load Transient.....	5
3.1	5VDC Output Transient	5
3.2	12VDC Output Transient	7
4	Output Voltage Transition	9
4.1	Output Voltage Transition at No Load	9
4.2	Output Voltage Transition at 2A Load.....	11
5	Control Loop Results	13
5.1	Frequency Response for 5V Output	13
5.2	Frequency Response for 12V Output	14

1 Test SPECIFICATIONS


Vin Minimum	85VAC
Vin Maximum	265VAC
Vout	5VDC or 12VDC
Iout	2A Max.

2 Photos

The photographs below show the PMP7883 board.

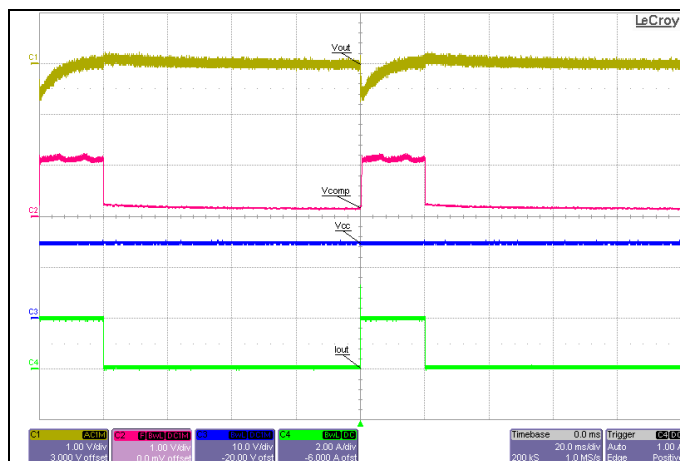


PMP7883 Test Results

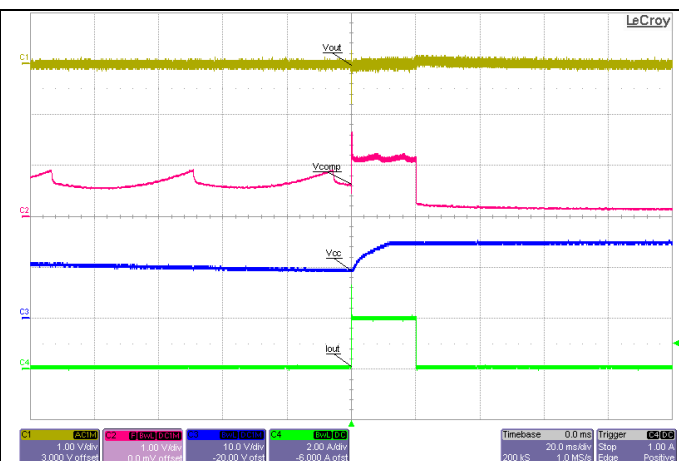


3 Load Transient

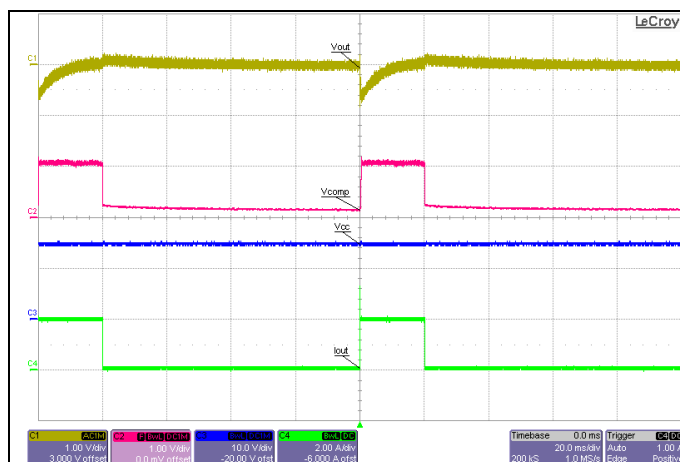
3.1 5VDC Output Transient



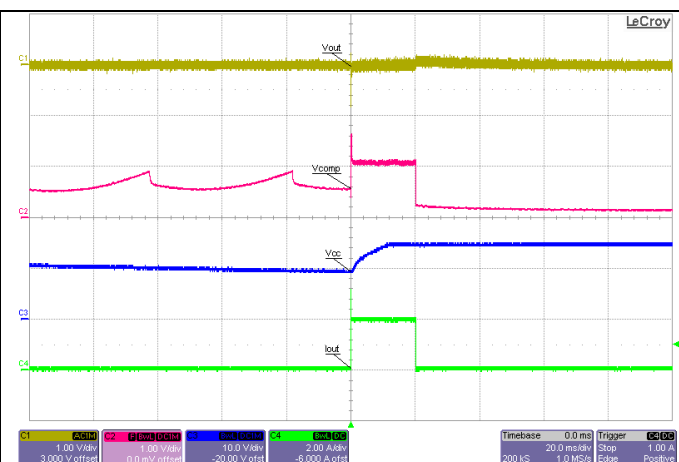
85VAC Input, 0A-to-2A Load Step



85VAC Input, 0A-to-2A Load Step

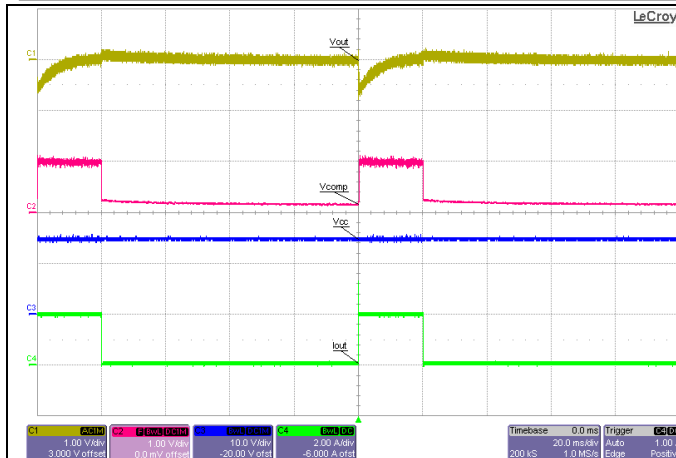


115VAC Input, 0A-to-2A Load Step

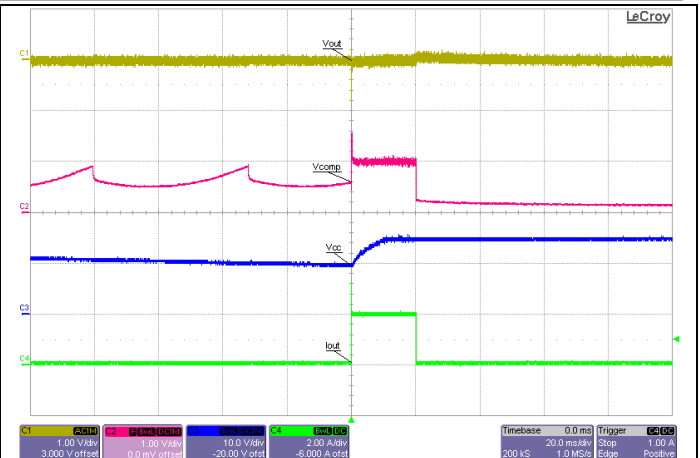


115VAC Input, 0A-to-2A Load Step

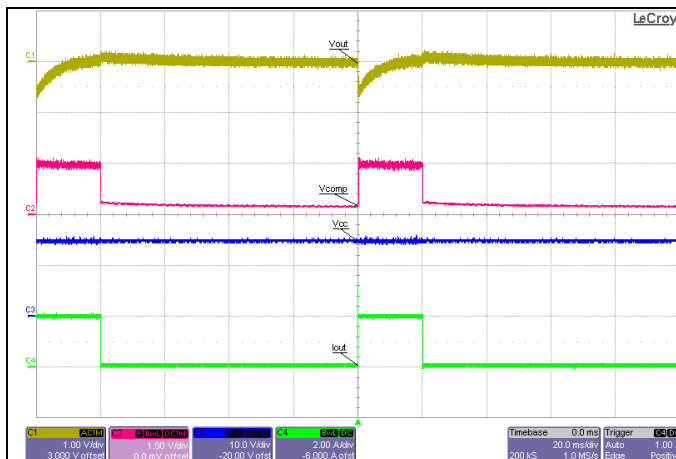
PMP7883 Test Results



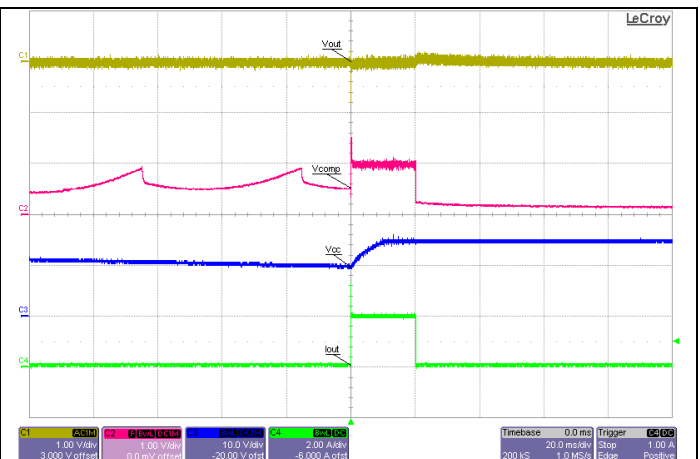
230VAC Input, 0A-to-2A Load Step



230VAC Input, 0A-to-2A Load Step

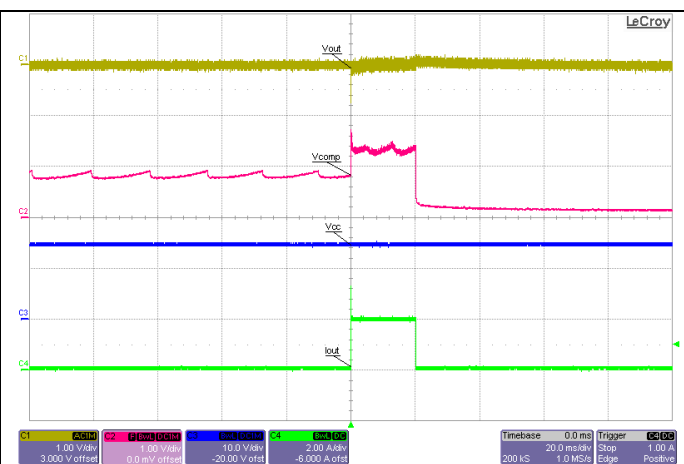
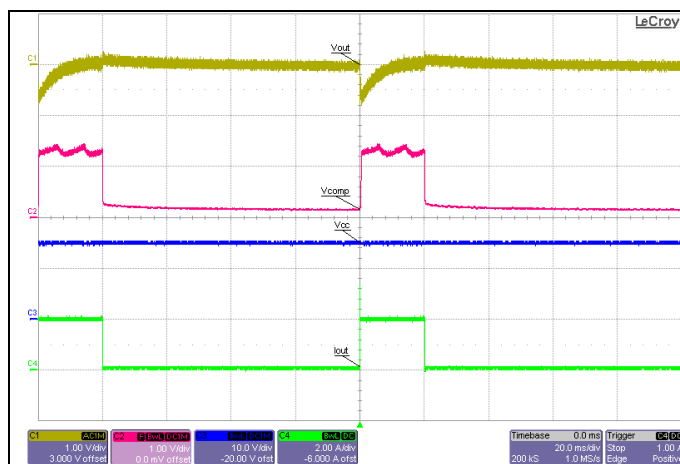
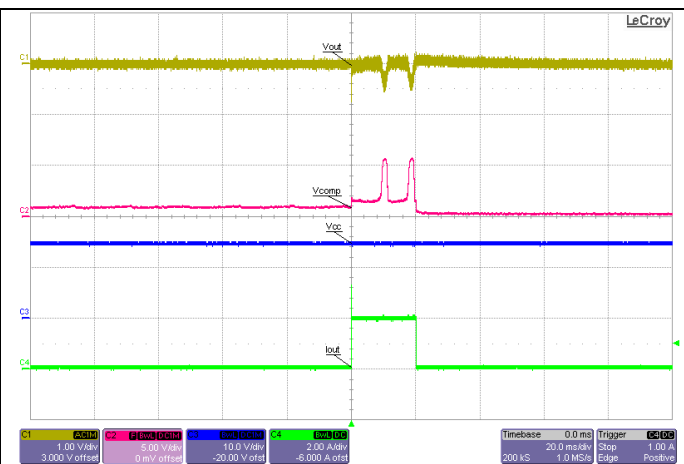
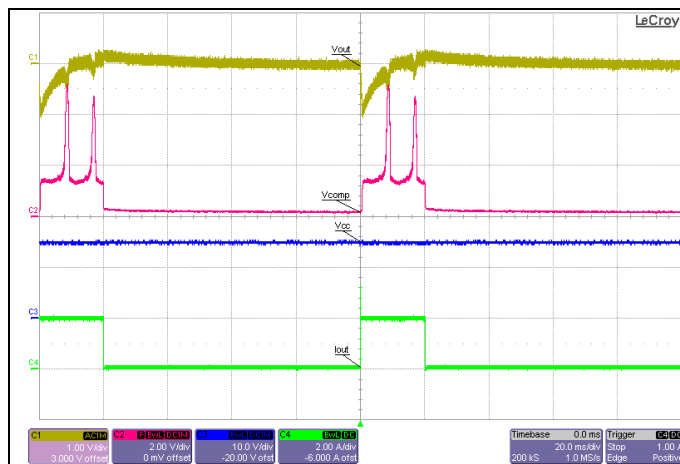


265VAC Input, 0A-to-2A Load Step

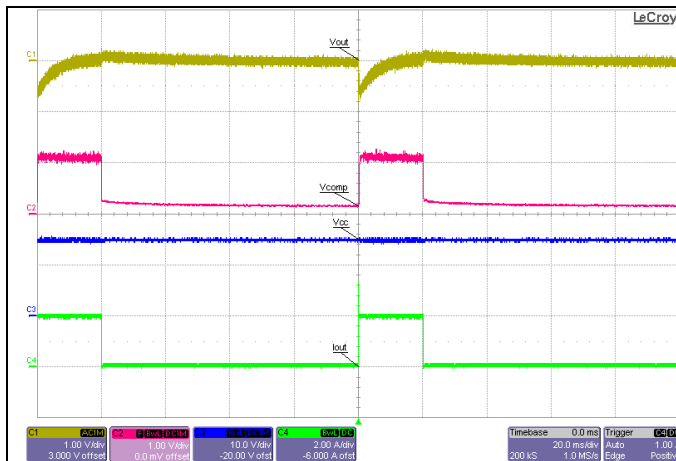


265VAC Input, 0A-to-2A Load Step

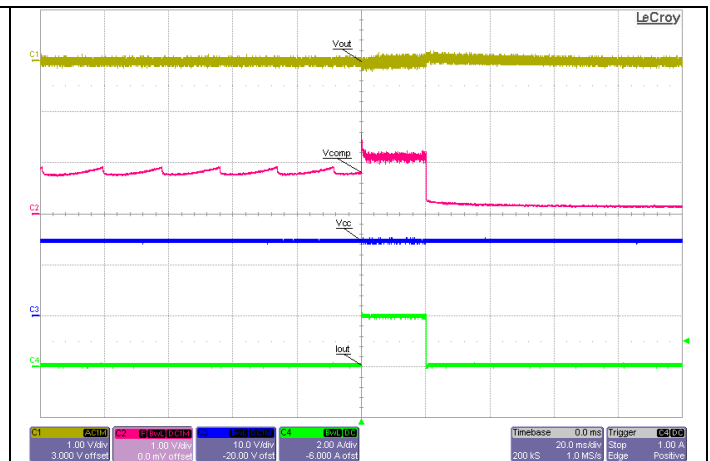
3.2 12VDC Output Transient



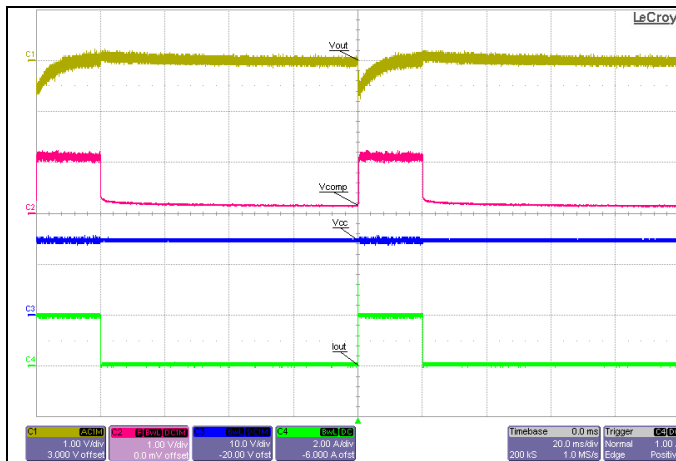
PMP7883 Test Results



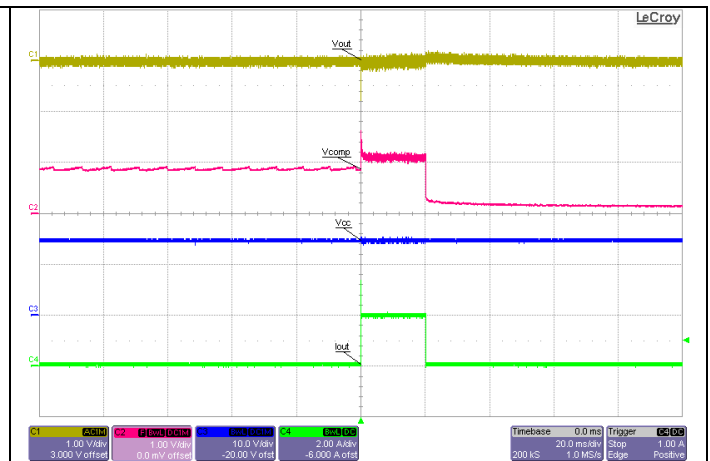
230VAC Input, 0A-to-2A Load Step



230VAC Input, 0A-to-2A Load Step



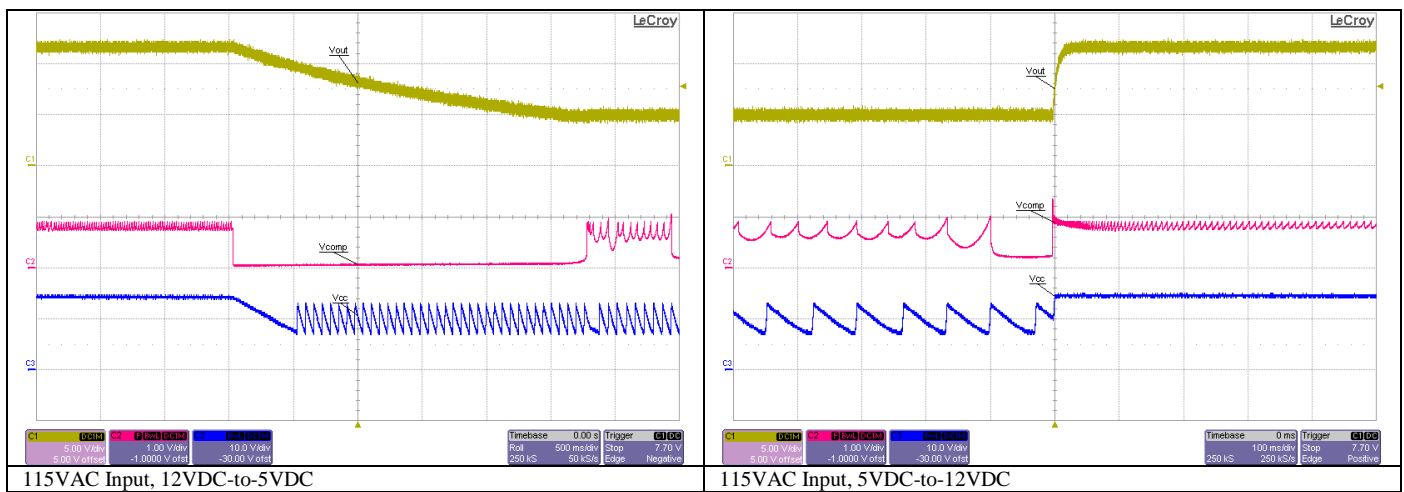
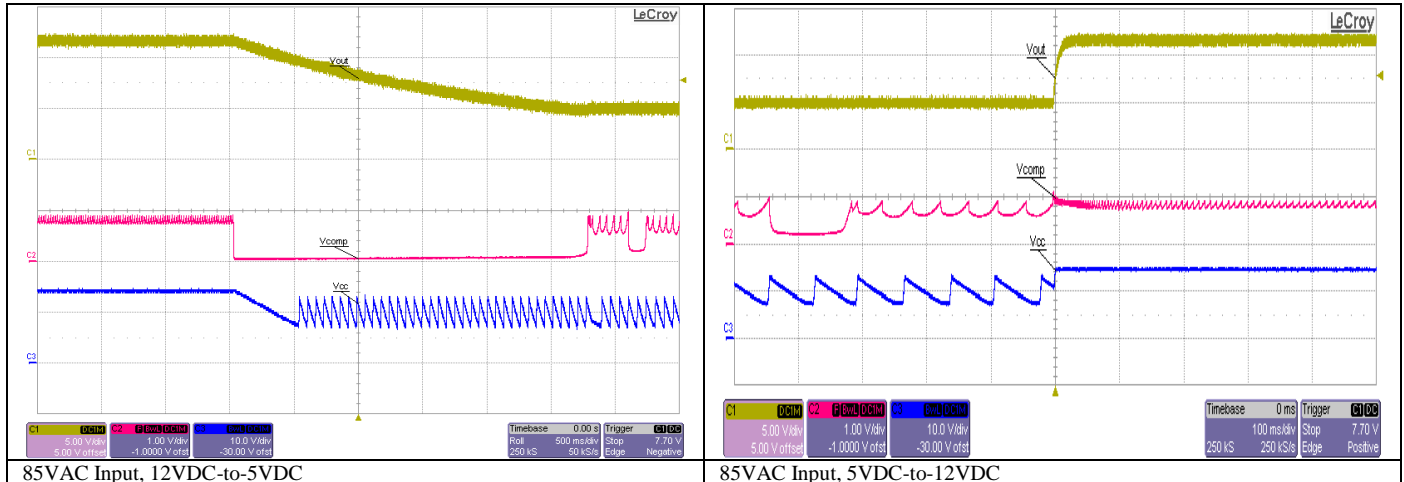
265VAC Input, 0A-to-2A Load Step



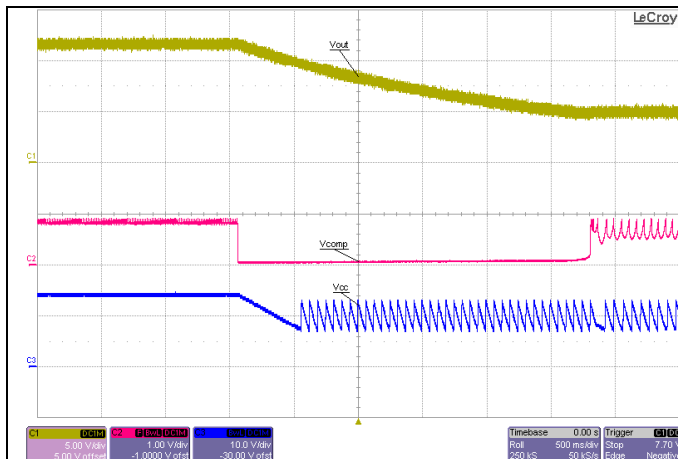
265VAC Input, 0A-to-2A Load Step

4 Output Voltage Transition

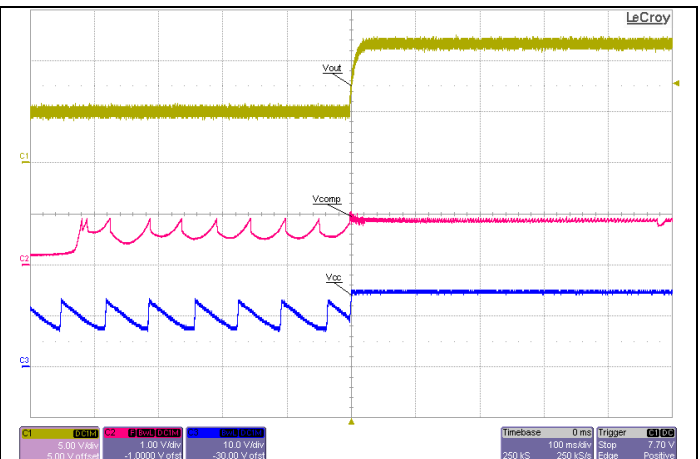
4.1 Output Voltage Transition at No Load



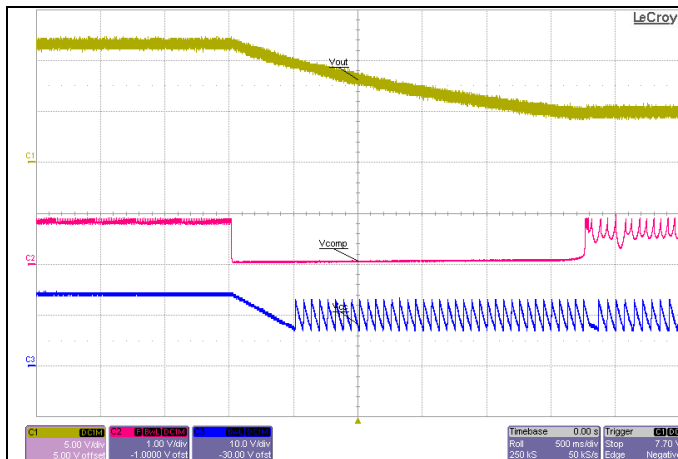
PMP7883 Test Results



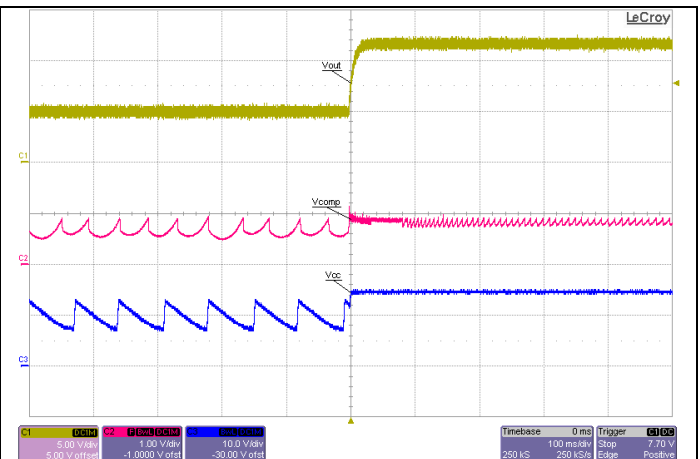
230VAC Input, 12VDC-to-5VDC



230VAC Input, 5VDC-to-12VDC

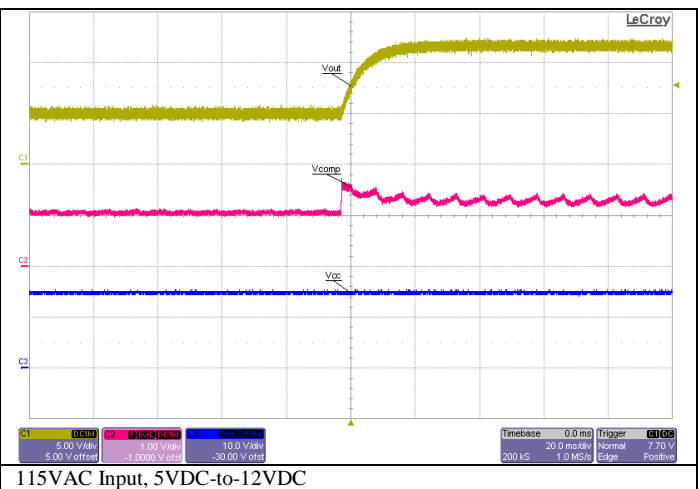
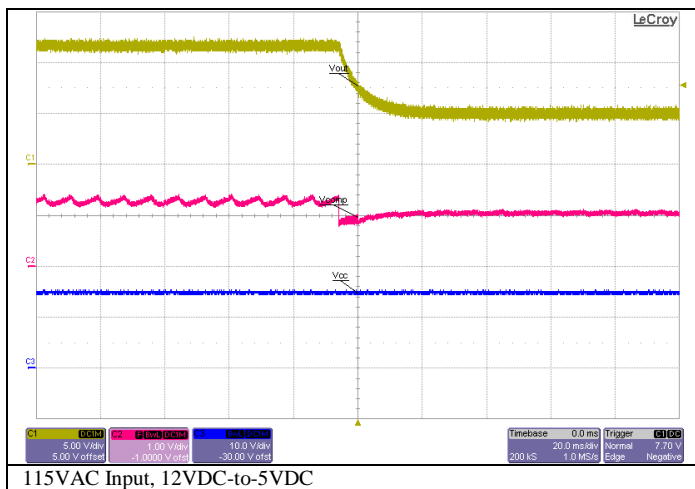
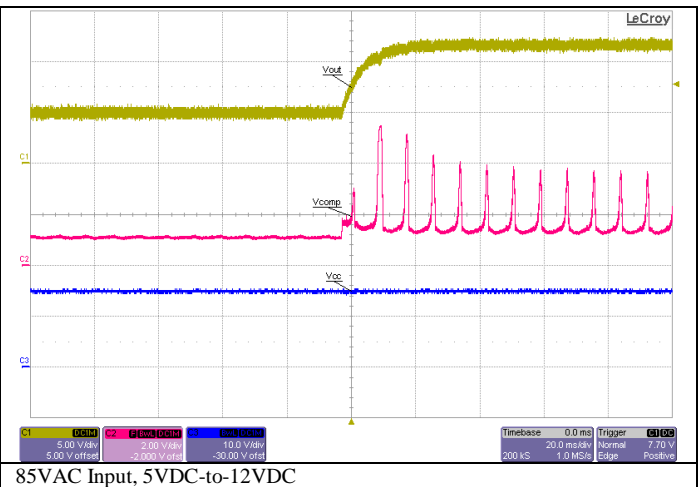
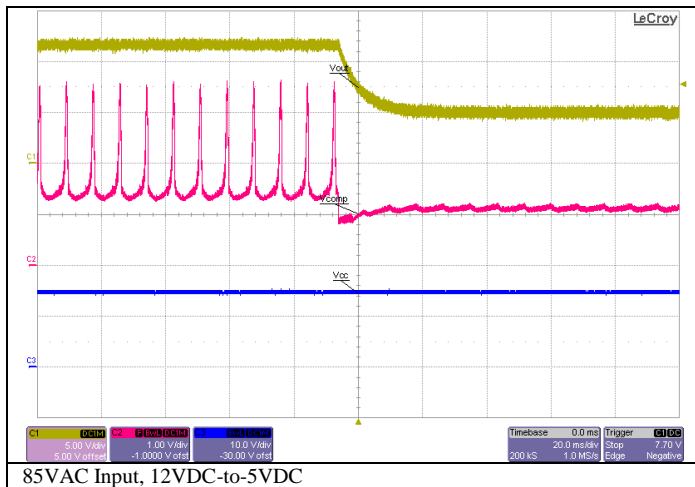


265VAC Input, 12VDC-to-5VDC

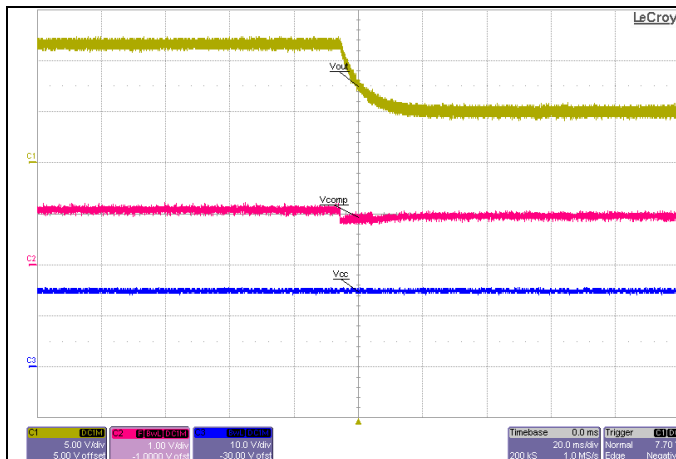


265VAC Input, 5VDC-to-12VDC

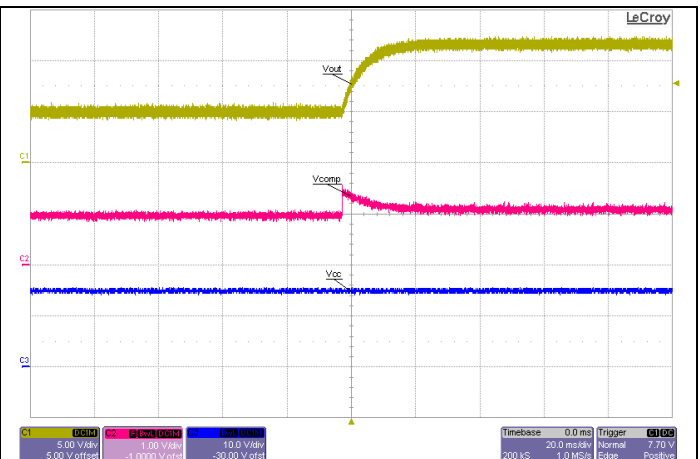
4.2 Output Voltage Transition at 2A Load



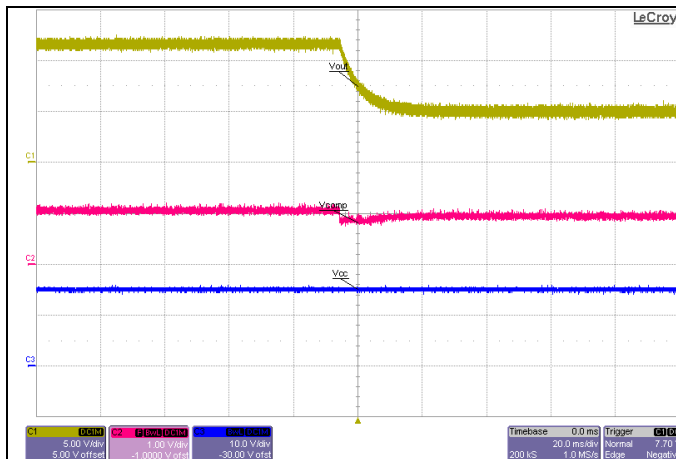
PMP7883 Test Results



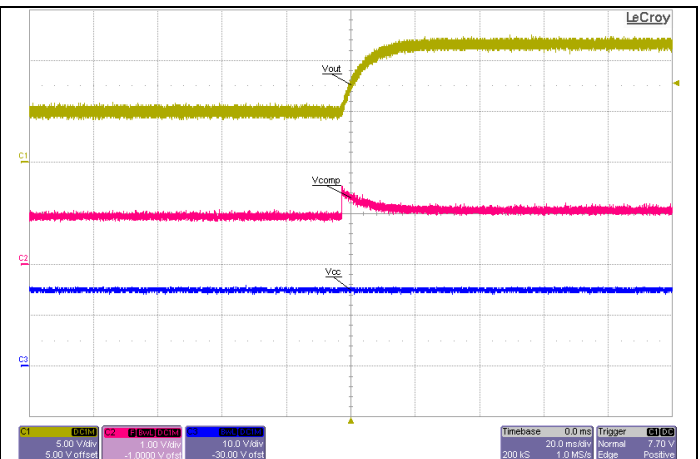
230VAC Input, 12VDC-to-5VDC



230VAC Input, 5VDC-to-12VDC



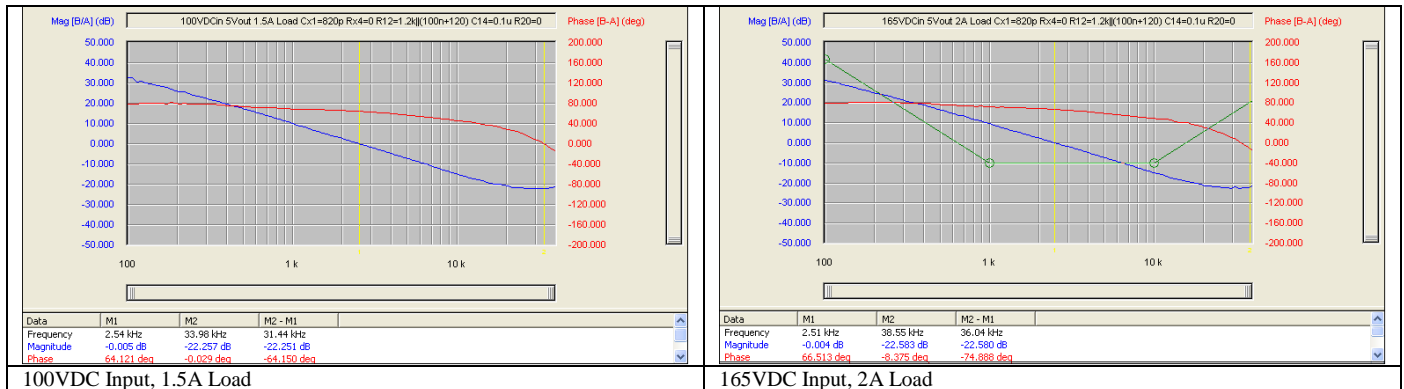
265VAC Input, 12VDC-to-5VDC



265VAC Input, 5VDC-to-12VDC

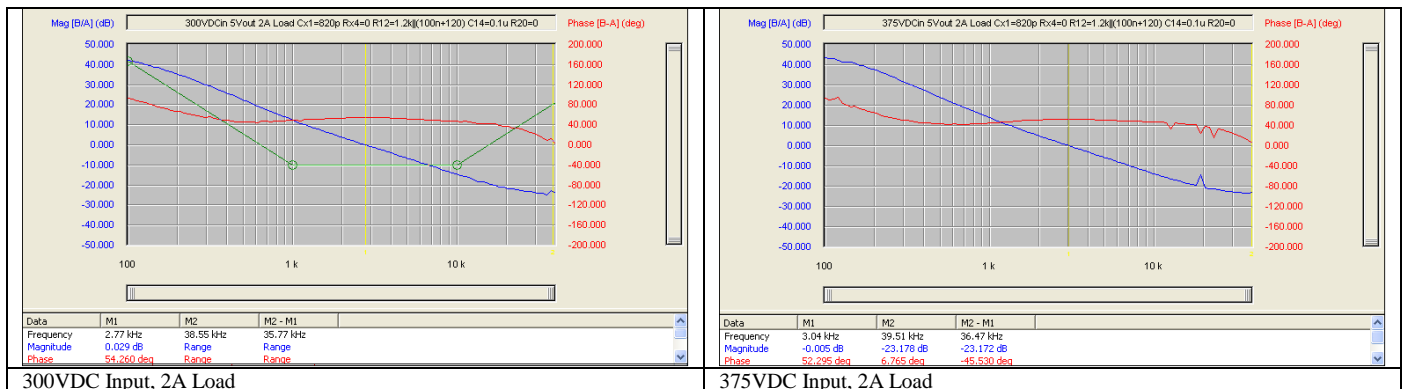
5 Control Loop Results

5.1 Frequency Response for 5V Output



100VDC Input, 1.5A Load

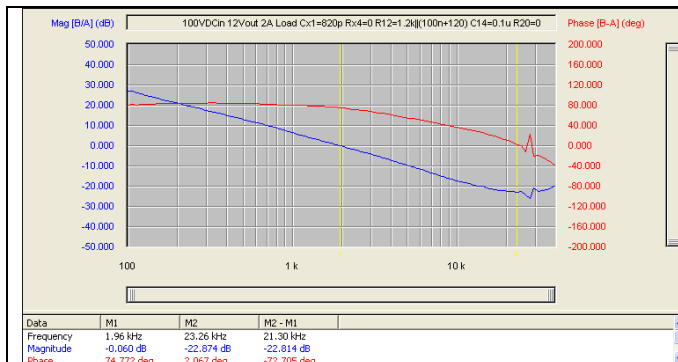
165VDC Input, 2A Load



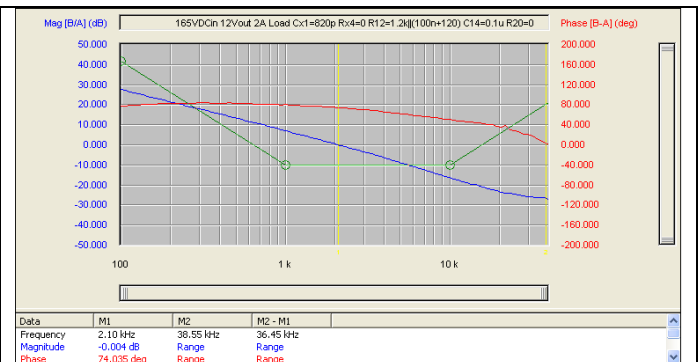
300VDC Input, 2A Load

375VDC Input, 2A Load

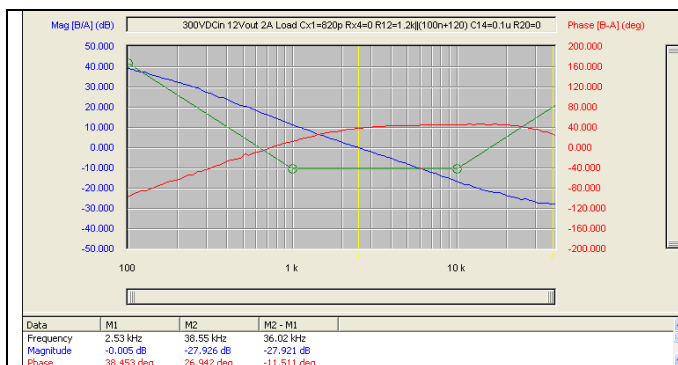
5.2 Frequency Response for 12V Output



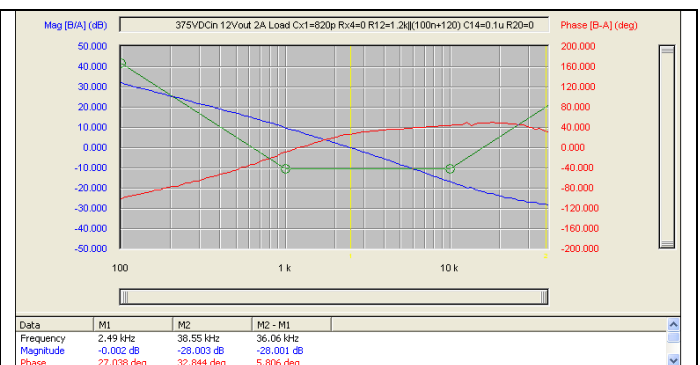
100VDC Input, 2A Load



165VDC Input, 2A Load



300VDC Input, 2A Load



375VDC Input, 2A Load

IMPORTANT NOTICE

Texas Instruments Incorporated and its subsidiaries (TI) reserve the right to make corrections, enhancements, improvements and other changes to its semiconductor products and services per JESD46, latest issue, and to discontinue any product or service per JESD48, latest issue. Buyers should obtain the latest relevant information before placing orders and should verify that such information is current and complete. All semiconductor products (also referred to herein as "components") are sold subject to TI's terms and conditions of sale supplied at the time of order acknowledgment.

TI warrants performance of its components to the specifications applicable at the time of sale, in accordance with the warranty in TI's terms and conditions of sale of semiconductor products. Testing and other quality control techniques are used to the extent TI deems necessary to support this warranty. Except where mandated by applicable law, testing of all parameters of each component is not necessarily performed.

TI assumes no liability for applications assistance or the design of Buyers' products. Buyers are responsible for their products and applications using TI components. To minimize the risks associated with Buyers' products and applications, Buyers should provide adequate design and operating safeguards.

TI does not warrant or represent that any license, either express or implied, is granted under any patent right, copyright, mask work right, or other intellectual property right relating to any combination, machine, or process in which TI components or services are used. Information published by TI regarding third-party products or services does not constitute a license to use such products or services or a warranty or endorsement thereof. Use of such information may require a license from a third party under the patents or other intellectual property of the third party, or a license from TI under the patents or other intellectual property of TI.

Reproduction of significant portions of TI information in TI data books or data sheets is permissible only if reproduction is without alteration and is accompanied by all associated warranties, conditions, limitations, and notices. TI is not responsible or liable for such altered documentation. Information of third parties may be subject to additional restrictions.

Resale of TI components or services with statements different from or beyond the parameters stated by TI for that component or service voids all express and any implied warranties for the associated TI component or service and is an unfair and deceptive business practice. TI is not responsible or liable for any such statements.

Buyer acknowledges and agrees that it is solely responsible for compliance with all legal, regulatory and safety-related requirements concerning its products, and any use of TI components in its applications, notwithstanding any applications-related information or support that may be provided by TI. Buyer represents and agrees that it has all the necessary expertise to create and implement safeguards which anticipate dangerous consequences of failures, monitor failures and their consequences, lessen the likelihood of failures that might cause harm and take appropriate remedial actions. Buyer will fully indemnify TI and its representatives against any damages arising out of the use of any TI components in safety-critical applications.

In some cases, TI components may be promoted specifically to facilitate safety-related applications. With such components, TI's goal is to help enable customers to design and create their own end-product solutions that meet applicable functional safety standards and requirements. Nonetheless, such components are subject to these terms.

No TI components are authorized for use in FDA Class III (or similar life-critical medical equipment) unless authorized officers of the parties have executed a special agreement specifically governing such use.

Only those TI components which TI has specifically designated as military grade or "enhanced plastic" are designed and intended for use in military/aerospace applications or environments. Buyer acknowledges and agrees that any military or aerospace use of TI components which have **not** been so designated is solely at the Buyer's risk, and that Buyer is solely responsible for compliance with all legal and regulatory requirements in connection with such use.

TI has specifically designated certain components as meeting ISO/TS16949 requirements, mainly for automotive use. In any case of use of non-designated products, TI will not be responsible for any failure to meet ISO/TS16949.

Products

Audio	www.ti.com/audio
Amplifiers	amplifier.ti.com
Data Converters	dataconverter.ti.com
DLP® Products	www.dlp.com
DSP	dsp.ti.com
Clocks and Timers	www.ti.com/clocks
Interface	interface.ti.com
Logic	logic.ti.com
Power Mgmt	power.ti.com
Microcontrollers	microcontroller.ti.com
RFID	www.ti-rfid.com
OMAP Applications Processors	www.ti.com/omap
Wireless Connectivity	www.ti.com/wirelessconnectivity

Applications

Automotive and Transportation	www.ti.com/automotive
Communications and Telecom	www.ti.com/communications
Computers and Peripherals	www.ti.com/computers
Consumer Electronics	www.ti.com/consumer-apps
Energy and Lighting	www.ti.com/energy
Industrial	www.ti.com/industrial
Medical	www.ti.com/medical
Security	www.ti.com/security
Space, Avionics and Defense	www.ti.com/space-avionics-defense
Video and Imaging	www.ti.com/video

TI E2E Community

e2e.ti.com