
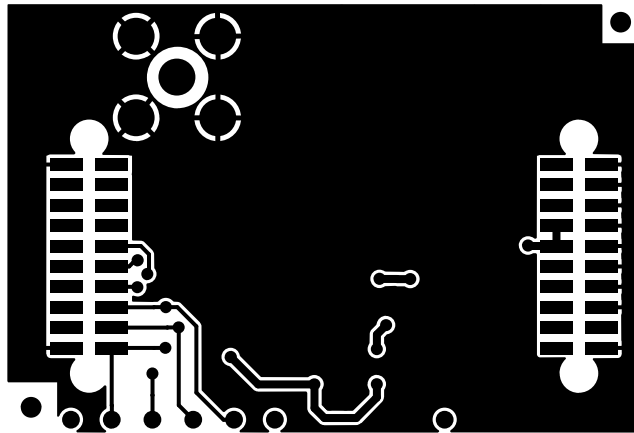



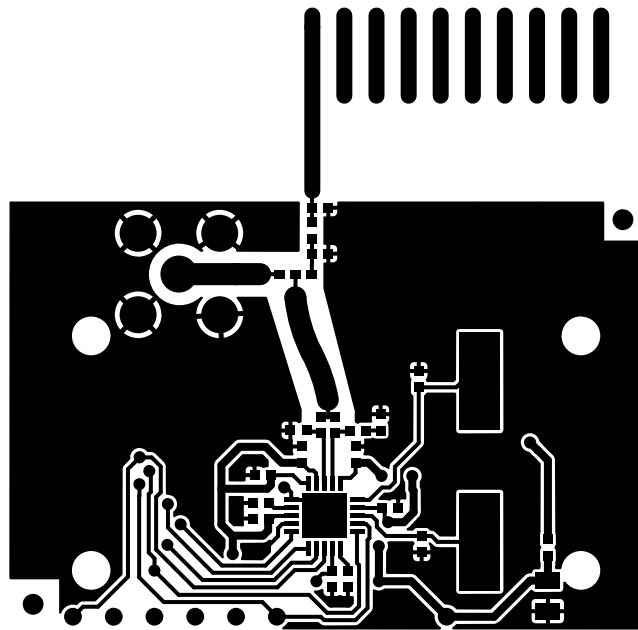
× × × × × × × × × ×

× × × × × × × × × ×



Through Holes						
Symbol	Diameter (in)	Tolerance (in)	Plated	Punched	Hole Name	Quantity
×	0.0150		Yes	No	Rnd 15	148
⊠	0.0200		Yes	No	Rnd 20 +Tol 3 -Tol -3	8
A	0.0550		Yes	No	Rnd 55	4
B	0.0670	+0.0030 / -0.0000	Yes	No	Rnd 67 +Tol 3 -Tol 0	5





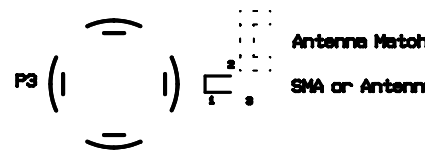


Texas  
Instruments

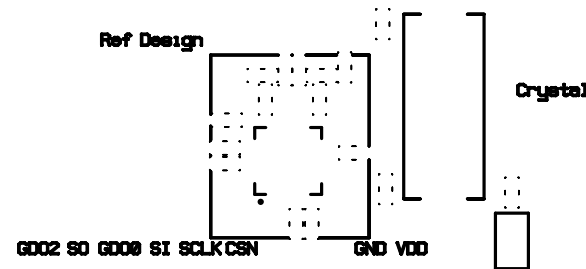
CC113L 868 MHz +

Rev 1.0

PCB Helix Antenna



Ref Design



GND02 S0 GND00 SI SCLKCSN GND VDD

