24Vin, ±15Vout, 3W Isolated SIP DC/DC Module Reference Design

TIDesigns

(ACTIVE) PMP4415

Description & Features | Technical Documents | Support & Community | Order Now

View the Important Notice for TI Designs covering authorized use, intellectual property matters and disclaimers.



24Vin, ±15Vout, 3W Isolated SIP DC/DC Module board photo

Description

The PMP4415 is a 24Vin +15Vout 150mA, -15Vout 50mA, 3W reference design module which is implemented in an industry standard SIP pinout. It includes a constant on-time synchronous Flybuck controller LM25017. The solution has high efficiency, good line and load regulation with 1,500V DC isolation. The power module was designed with minimized components for cost sensitive applications. PMP4394, PMP4401, PMP4412-PM4415 have the same pinout and can be replaced by each other without modification.

Features

- Flybuck™ topology with 1,500V DC isolation
- High efficiency
- Good line and load regulation
- Low cost solution with minimized component numbers
- Industry standard Pinout
- Size: 19.8 X 9 X 5.8mm

Fully assembled board (shown above) developed for testing and performance validation only, not available for sale.

Schematic/Block Diagram

Quickly understand overall system functionality.

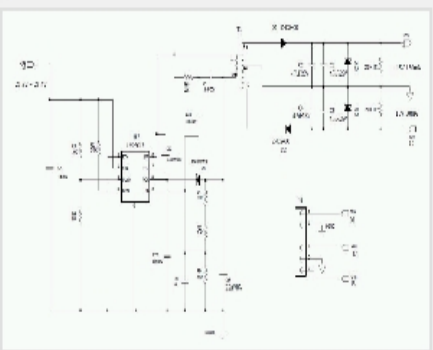

Download Schematic

Test Data

Get results faster with test and simulation data that's been verified.

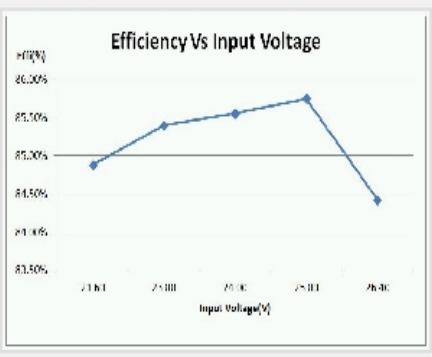

Download Test Data

Design Files

Download ready-to-use system files to speed your design process. Get Viewer.



Download Design Files

Bill of Materials (BOM)

Find the complete list of components in this reference design.

Download BOM

TI Devices (1)

Order samples, get tools and find more information on the TI products in this reference design.

Part Number	Name	Product Family	Sample & Buy	Design Kits & Evaluation Modules
LM25017	7.5-48V Wide Vin, 650mA Constant On-Time Synchronous Buck Regulator	Converter (Integrated Switch)	Sample & Buy	View Design Kits & Evaluation Modules

CAD/CAE symbols

Part #	Package | Pins	CAD File (.bxl)	STEP Model (.stp)
LM25017	HSOP (DDA) | 8	Download	Download
	WSON (NGU) | 8	Download	Download

Texas Instruments and Accelerated Designs Inc. have collaborated together to provide TI customers with schematic symbols and PCB layout footprints for TI products.

Step 1: Download and install the Ultra Librarian software ZIP: 62MB

Step 2: Download the Symbol and Footprint .bxl file.

- read more -

Technical Documents

User Guides (2)

Title	Abstract	Type	Size (KB)	Date	Views
PMP4415 Test Results		PDF	574	21 Oct 2014	3
SIP Module for P2P Replacement		PDF	134	23 Sep 2014	23

Design Files (3)

Title	Abstract	Type	Size (KB)	Date	Views
PMP4415 Gerber		ZIP	145	21 Oct 2014	3
PMP4415 BOM		PDF	114	21 Oct 2014	4
PMP4415 Schematic		PDF	26	21 Oct 2014	7

Support & Community

TI E2E™ community

TI E2E™ Community

As a member of my.TI you can join the TI E2E™ Community where you can ask questions, share ideas and collaborate with fellow engineers and TI experts

Contents are provided "AS IS" by the respective TI and Community contributors and do not constitute TI specifications. See Terms of use.

Engage in the Community

- Amplifiers
- Broadband RF/IF & Digital Radio
- Clocks & Timers
- Data Converters
- DLP® & MEMS
- Interface
- Logic
- Power Management
- Wireless Connectivity

Wikis

Visit the TI Wiki

Other Support

- TI E2E Community
- Contact Technical Support

Your History

Products You Recently Viewed

- TIDA-00079
- TIPD173
- TIDA-00313
- PMP9444
- TIDA-00123

TI is a global semiconductor design and manufacturing company. Innovate with 100,000+ analog ICs and embedded processors, along with software, tools and the industry's largest sales/support staff.

© Copyright 1995-2014 Texas Instruments Incorporated. All rights reserved.
Trademarks | Privacy policy | Terms of use | Terms of sale