Altera® Stratix® V FPGA Power Solution

(ACTIVE) PMP9365.6

Description & Features | Technical Documents | Support & Community | Order Now

View the Important Notice for TI Designs covering authorized use, intellectual property matters and disclaimers.



Altera® Stratix® V FPGA Power Solution

Description

The PMP9365 reference design provides all the power supply rails necessary to power Altera's Stratix V family of FPGAs. This design uses several LMZ3 series modules, LDOs, and a DDR termination regulator to provide all the necessary rails to power the FPGA. It also features two LM3880's for flexible power up and power down sequencing. This design uses a 12V input.

Features

- Provides all the power supply rails needed for an Altera® Stratix® V FPGA
- Design optimized to support a 12V input
- On board power up and power down sequencing
- Supports DDR3 memory device
- Module design for ease of use

Fully assembled board (shown above) developed for testing and performance validation only, not available for sale.

TI's Standard Terms and Conditions for Evaluation Modules apply.

Schematic/Block Diagram

Quickly understand overall system functionality.

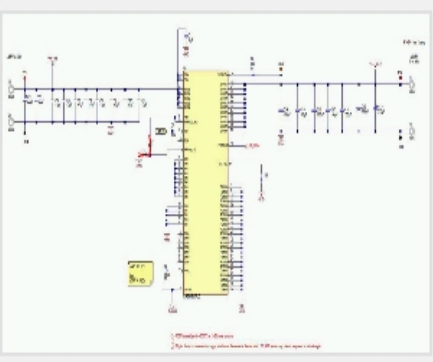

Download Schematic

Test Data

Get results faster with test and simulation data that's been verified.

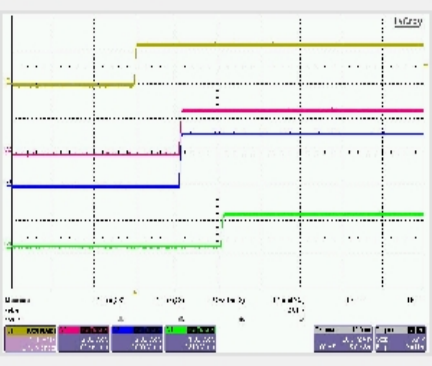

Download Test Data

Design Files

Download ready-to-use system files to speed your design process. Get Viewer.

Download Design Files

Bill of Materials (BOM)

Find the complete list of components in this reference design.

Download BOM

Parametrics

	PMP9365.6
Vin (Max) (V)	13.2
Vin (Min) (V)	10.8
Vout (Nom) (V)	1.8
Iout (Max) (A)	3
Output Power	5.4
Isolated/Non-Isolated	Non-Isolated
Input Type	DC
Topology	Buck- Integrated Switch

TI Devices (7)

Order samples, get tools and find more information on the TI products in this reference design.

Part Number	Name	Product Family	Sample & Buy	Design Kits & Evaluation Modules
LM3880	Power Sequencer	Power Management	Sample & Buy	View Design Kits & Evaluation Modules
LMZ31503	3A SIMPLE SWITCHER® Power Module with 4.5V-14.5V Input in QFN package	Non-Isolated	Sample & Buy	View Design Kits & Evaluation

Show More

CAD/CAE symbols

Part #	Package | Pins	CAD File (.bxl)	STEP Model (.stp)
LM3880	SOT (DBV) | 6	Download	Download
LMZ31503	B1QFN (RUQ) | 47	Download	-
LMZ31520	B4QFN (RLG) | 72	Download	-
LMZ31704	B3QFN (RVQ) | 42	Download	-
TPS51200	VSON (DRC) | 10	Download	-
TPS73515	VSON (DRB) | 8	Download	-
TPS73525	WSON (DRV) | 6	Download	-
	VSON (DRB) | 8	Download	-

Texas Instruments and Accelerated Designs Inc. have collaborated together to provide TI customers with schematic symbols and PCB layout footprints for TI products.

Step 1: Download and install the Ultra Librarian software ZIP: 62MB

Step 2: Download the Symbol and Footprint .bxl file.

- read more -

Technical Documents

User Guides (1)

Title	Abstract	Type	Size (KB)	Date	Views
PMP9365 Test Results		PDF	2489	15 Oct 2014	20

Design Files (3)

Title	Abstract	Type	Size (KB)	Date	Views
PMP9365 Gerber		ZIP	1103	15 Oct 2014	15
PMP9365 BOM		PDF	85	15 Oct 2014	9
PMP9365 Schematic		PDF	1747	15 Oct 2014	33

Support & Community

TI E2E™ community

TI E2E™ Community

As a member of my.TI you can join the TI E2E™ Community where you can ask questions, share ideas and collaborate with fellow engineers and TI experts

Contents are provided "AS IS" by the respective TI and Community contributors and do not constitute TI specifications. See Terms of use.

Engage in the Community

- Amplifiers
- Broadband RF/IF & Digital Radio
- Clocks & Timers
- Data Converters
- DLP® & MEMS
- Interface
- Logic
- Power Management
- Wireless Connectivity

Wikis

Visit the TI Wiki

Other Support

- TI E2E Community
- Contact Technical Support

Your History

Products You Recently Viewed

- TPS62005REF-169
- PMP9755
- TIPD139
- TIDA-00306
- PMP9751

TI is a global semiconductor design and manufacturing company. Innovate with 100,000+ analog ICs and embedded processors, along with software, tools and the industry's largest sales/support staff.

© Copyright 1995-2014 Texas Instruments Incorporated. All rights reserved.
Trademarks | Privacy policy | Terms of use | Terms of sale