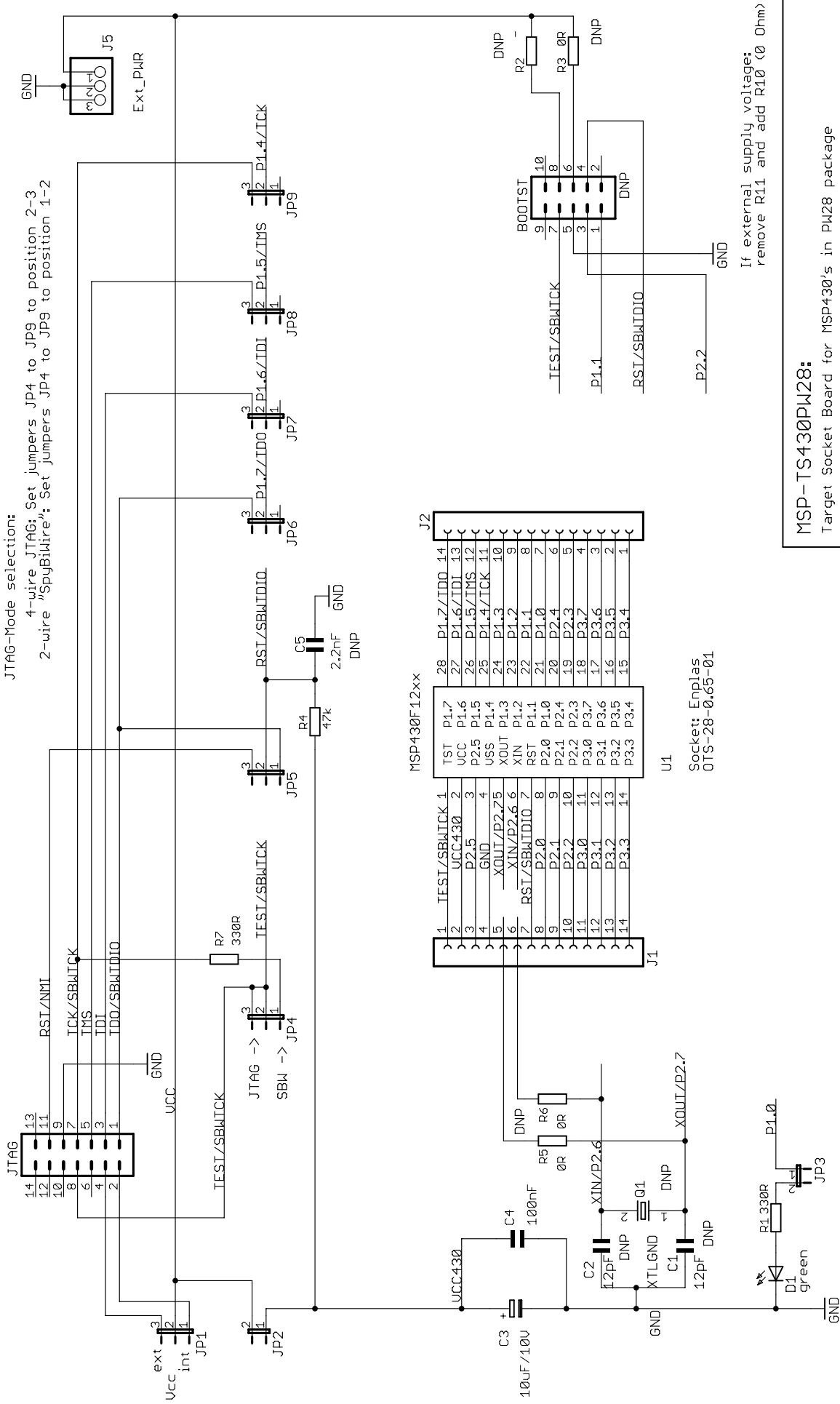


JTAG-Mode selection:

- 4-wire JTAG: Set jumpers JP4 to JP9 to position 2-3
- 2-wire "SpyWire": Set jumpers JP4 to JP9 to position 1-2



MSP-TS430PW28:

Target Socket Board for MSP430's in PL28 package

TITLE: MSP-TS430PW28

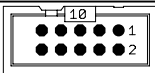
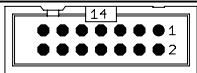
Document Number:

REV:

3.1

Date: 11/15/2007 03:36:32p

Sheet: 1/1



JTAG

BOOTST

R2

JTAG

3

2

1

3

2

1

3

2

1

SBW

3

2

1

3

2

1

3

2

1

R7

V_{CC}

GND

GND

J5

JP2

R4

1

5

10

14

R5

C1

R6

C2

1

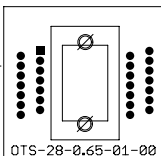
+

C3

+

C4

U1



28

25

J2

20

15

JP3

D1

R1



**TEXAS
INSTRUMENTS**

MSP-TS430PW28

Rev. 3.1

