Automotive Point-of-Load Solution Reference Design

(ACTIVE) PMP10188

Description & Features | Technical Documents | Support & Community | Order Now

View the Important Notice for TI Designs covering authorized use, intellectual property matters and disclaimers.

Key Document

- PMP10188 Test Results (PDF 723 KB)
  09 Sep 2015 23 views

» View All Technical Documents (4)

PMP10188 Automotive Point-of-Load Solution Reference Design Board Image

Description

This automotive reference design has an input voltage range of 16V to 34V and provides an output voltage of 13.2V @ 2.0A. It's using only ceramic capacitors on the output as well as on the input which enables the use for a wide temperature range.

Features

- Only Ceramic Capacitors
- High Efficiency
- Small Solution Size

Fully assembled board (shown above) developed for testing and performance validation only, not available for sale.

TI's Standard Terms and Conditions for Evaluation Modules apply.

Schematic/Block Diagram

Quickly understand overall system functionality.

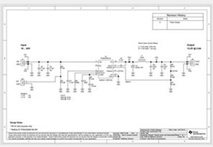

Download Schematic

Design Guide

Get results faster with test and simulation data that's been verified.



Download Design Guide

Design Files

Download ready-to-use system files to speed your design process. Get Viewer.

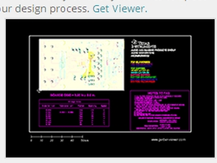

Download Design Files

Bill of Materials (BOM)

Find the complete list of components in this reference design.

Download BOM

Parametrics

	PMP10188
Vin (Min) (V)	16
Vin (Max) (V)	34
Vout (Nom) (V)	13.2
Iout (Max) (A)	2
Output Power (W)	26.4
Isolated/Non-Isolated	Non-Isolated
Input Type	DC
Topology	Buck- Non Sync

TI Devices (1)

Order samples, get tools and find more information on the TI products in this reference design.

Part Number	Name	Product Family	Sample & Buy	Design Kits & Evaluation Modules
TPS54260	3.5V to 60V Input, 2.5A Step-Down Converter with Eco-Mode	Converter (Integrated Switch)	Sample & Buy	View Design Kits & Evaluation Modules

CAD/CAE symbols

Part #	Package | Pins	CAD File (.bxl)	STEP Model (.stp)
TPS54260	HVSSOP (DGQ) | 10	Download	-
	VSON (DRC) | 10	Download	-

Texas Instruments and Accelerated Designs Inc. have collaborated together to provide TI customers with schematic symbols and PCB layout footprints for TI products.

Step 1: Download and install the Ultra Librarian software ZIP: 62MB

Step 2: Download the Symbol and Footprint .bxl file.

- read more -

Technical Documents

User guides (1)

Title	Abstract	Type	Size (KB)	Date	Views	TI Recommends
PMP10188 Test Results		PDF	723	09 Sep 2015	23	✓

Design files (3)

Title	Abstract	Type	Size (KB)	Date	Views
PMP10188 PCB		PDF	209	09 Sep 2015	25
PMP10188 BOM		PDF	18	09 Sep 2015	23
PMP10188 Schematic		PDF	119	09 Sep 2015	24

Support & Community

TI E2E™ community

TI E2E™ Community

As a member of my.TI you can join the TI E2E™ Community where you can ask questions, share ideas and collaborate with fellow engineers and TI experts

Contents are provided "AS IS" by the respective TI and Community contributors and do not constitute TI specifications. See Terms of use.

Engage in the Community

- Amplifiers
- Broadband RF/IF & Digital Radio
- Clocks & Timers
- Data Converters
- DLP® & MEMS
- Interface
- Logic
- Power Management
- Wireless Connectivity

Wikis

Visit the TI Wiki

Other Support

- TI E2E Community
- Contact Technical Support

Your History

Products You Recently Viewed

There are no items in your history.

TI is a global semiconductor design and manufacturing company. Innovate with 100,000+ analog ICs and embedded processors, along with software, tools and the industry's largest sales/support staff.

© Copyright 1995-2015 Texas Instruments Incorporated. All rights reserved.
Trademarks | Privacy policy | Cookie policy | Terms of use | Terms of sale