4x 16W LED Driver Reference Design

(ACTIVE) PMP10222

Description & Features | Technical Documents | Support & Community | Order Now

View the Important Notice for TI Designs covering authorized use, intellectual property matters and disclaimers.

Key Document

- PMP10222 Test Results (PDF 455 KB)
  24 Nov 2015 20 views

» View All Technical Documents (4)

PMP10222 4x 16W LED Driver Reference Design Board Image

Fully assembled board (shown above) developed for testing and performance validation only, not available for sale.

Description

The PMP10222 reference design provides a solution for 4 individual, synchronizable and dimmable LED Drivers, which convert an input voltage of 30V-40V to 1A output current with a maximum output voltage of 16V.

Features

- Built and tested
- Dimmable
- No audible noise when dimming
- Synchronization possible

TI's Standard Terms and Conditions for Evaluation Modules apply.

Schematic/Block Diagram

Quickly understand overall system functionality.

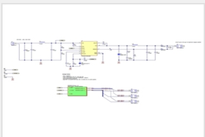

Download Schematic

Design Guide

Get results faster with test and simulation data that's been verified.

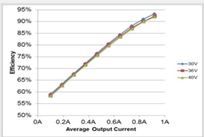

Download Design Guide

Design Files

Download ready-to-use system files to speed your design process. Get Viewer.

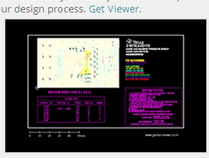

Download Design Files

Bill of Materials (BOM)

Find the complete list of components in this reference design.

Download BOM

Parametrics

	PMP10222
Vin (Min) (V)	30
Vin (Max) (V)	40
Vout (Nom) (V)	16
Iout (Max) (A)	1
Output Power (W)	16
Isolated/Non-Isolated	Non-Isolated
Input Type	DC
Topology	Buck- Non Sync

TI Devices (1)

Order samples, get tools and find more information on the TI products in this reference design.

Part Number	Name	Product Family	Sample & Buy	Design Kits & Evaluation Modules
TPS92512	2.5-A Buck Current Regulator for LED Lighting	LED Driver	Sample & Buy	View Design Kits & Evaluation Modules

CAD/CAE symbols

Part #	Package | Pins	CAD File (.bxl)	STEP Model (.stp)
TPS92512	HVSSOP (DGQ) | 10	Download	-

Texas Instruments and Accelerated Designs Inc. have collaborated together to provide TI customers with schematic symbols and PCB layout footprints for TI products.

Step 1: Download and install the Ultra Librarian software ZIP: 62MB

Step 2: Download the Symbol and Footprint .bxl file.

- read more -

Technical Documents

User guides (1)

Title	Abstract	Type	Size (KB)	Date	Views	TI Recommends
PMP10222 Test Results		PDF	455	24 Nov 2015	20	✓

Design files (3)

Title	Abstract	Type	Size (KB)	Date	Views
PMP10222 Gerber		ZIP	39	24 Nov 2015	10
PMP10222 BOM		PDF	119	24 Nov 2015	22
PMP10222 Schematic		PDF	490	24 Nov 2015	28

Support & Community

TI E2E™ community

TI E2E™ Community

As a member of my.TI you can join the TI E2E™ Community where you can ask questions, share ideas and collaborate with fellow engineers and TI experts

Contents are provided "AS IS" by the respective TI and Community contributors and do not constitute TI specifications. See Terms of use.

Engage in the Community

- Amplifiers
- Broadband RF/IF & Digital Radio
- Clocks & Timers
- Data Converters
- DLP® & MEMS
- Interface
- Logic
- Power Management
- Wireless Connectivity

Wikis

Visit the TI Wiki

Other Support

- TI E2E Community
- Contact Technical Support

Your History

Products You Recently Viewed

- PMP10653.1
- PMP7361
- PMP11303.2
- PMP11303.1
- PMP11065.2

TI is a global semiconductor design and manufacturing company. Innovate with 100,000+ analog ICs and embedded processors, along with software, tools and the industry's largest sales/support staff.

© Copyright 1995-2015 Texas Instruments Incorporated. All rights reserved.
Trademarks | Privacy policy | Cookie policy | Terms of use | Terms of sale