Universal Input PSR Flyback with Three Outputs Reference Design

TIDesigns

(ACTIVE) PMP10299.2

Description & Features | Technical Documents | Support & Community | Order Now

View the Important Notice for TI Designs covering authorized use, intellectual property matters and disclaimers.

Key Document

- PMP10299 Test Results (PDF 880 KB)
  16 Jul 2015 18 views

» View All Technical Documents (5)



PMP10299.2 Universal Input PSR Flyback with Three Outputs Reference Design Top of Board

Fully assembled board (shown above) developed for testing and performance validation only, not available for sale.

Description

The PMP10299 reference design is a wall adapter design, using the UCC28910 PSR controller for applications with universal input and three outputs. This compact design has efficiency approaching 78% at full load with a 220VAC input.

Features

- Universal AC input with +/- 12V and 5V outputs
- Primary side regulation Flyback with multiple outputs
- 1.1" x 3" Compact board size
- Designed for automotive applications
- Test report is available

TI's Standard Terms and Conditions for Evaluation Modules apply.

Schematic/Block Diagram

Quickly understand overall system functionality.

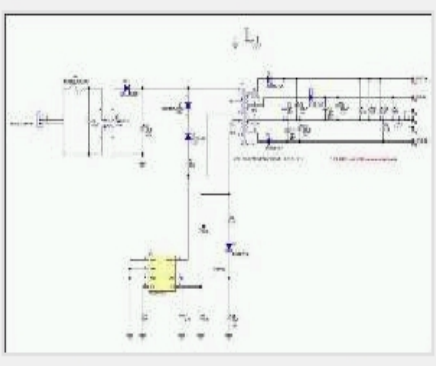

Download Schematic

Design Guide

Get results faster with test and simulation data that's been verified.

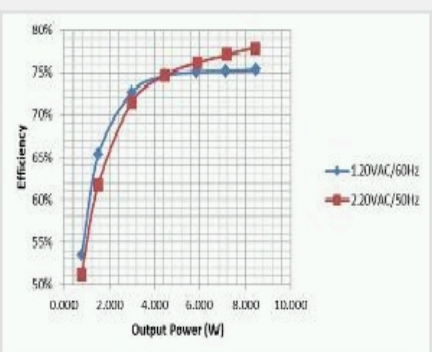

Download Design Guide

Design Files

Download ready-to-use system files to speed your design process. Get Viewer.

Download Design Files

Bill of Materials (BOM)

Find the complete list of components in this reference design.

Download BOM

Parametrics

	PMP10299.2
Vin (Min) (V)	85
Vin (Max) (V)	265
Vout (Nom) (V)	12
Iout (Max) (A)	.3
Output Power	3.6
Isolated/Non-Isolated	Isolated
Input Type	AC
Topology	Flyback- Quasi Resonant

TI Devices (1)

Order samples, get tools and find more information on the TI products in this reference design.

Part Number	Name	Product Family	Sample & Buy	Design Kits & Evaluation Modules
UCC28910	700V Flyback Switcher with Constant-Voltage Constant-Current and Primary-side Control	AC/DC and Isolated DC/DC Power Supply	Sample & Buy	View Design Kits & Evaluation Modules

CAD/CAE symbols

Part #	Package | Pins	CAD File (.bxl)	STEP Model (.stp)
UCC28910	SOIC (D) | 7	Download	-

Texas Instruments and Accelerated Designs Inc. have collaborated together to provide TI customers with schematic symbols and PCB layout footprints for TI products.

Step 1: Download and install the Ultra Librarian software ZIP: 62MB

Step 2: Download the Symbol and Footprint .bxl file.

- read more -

Technical Documents

User guides (1)

Title	Abstract	Type	Size (KB)	Date	Views	TI Recommends
PMP10299 Test Results		PDF	880	16 Jul 2015	18	✓

Design files (4)

Title	Abstract	Type	Size (KB)	Date	Views
PMP10299 Gerber		ZIP	216	16 Jul 2015	5
PMP10299 Assembly Drawing		PDF	96	16 Jul 2015	7
PMP10299 BOM		PDF	90	16 Jul 2015	8
PMP10299 Schematic		PDF	128	16 Jul 2015	38

Support & Community

TI E2E™ community

TI E2E™ Community

As a member of my.TI you can join the TI E2E™ Community where you can ask questions, share ideas and collaborate with fellow engineers and TI experts

Contents are provided "AS IS" by the respective TI and Community contributors and do not constitute TI specifications. See Terms of use.

Engage in the Community

- Amplifiers
- Broadband RF/IF & Digital Radio
- Clocks & Timers
- Data Converters
- DLP® & MEMS
- Interface
- Logic
- Power Management
- Wireless Connectivity

Wikis

Visit the TI Wiki

Other Support

- TI E2E Community
- Contact Technical Support

Your History

Products You Recently Viewed

There are no items in your history.

TI is a global semiconductor design and manufacturing company. Innovate with 100,000+ analog ICs and embedded processors, along with software, tools and the industry's largest sales/support staff.

© Copyright 1995-2015 Texas Instruments Incorporated. All rights reserved.
Trademarks | Privacy policy | Terms of use | Terms of sale